

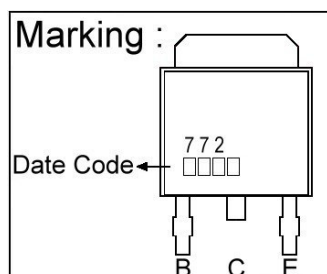
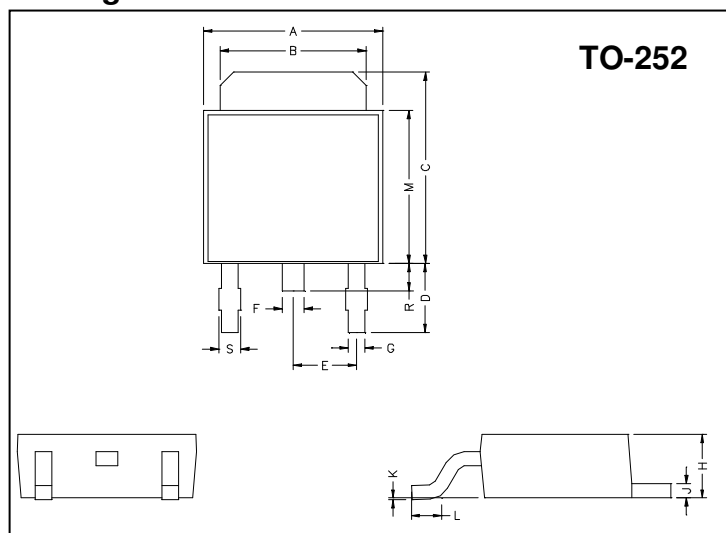
GJ772

PNP EPITAXIAL PLANAR TRANSISTOR

Description

The GJ772 is designed for using in output stage of 10W amplifier, voltage regulator, DC-DC converter and relay driver.

Package Dimensions



REF.	Millimeter		REF.	Millimeter	
	Min.	Max.		Min.	Max.
A	6.40	6.80	G	0.50	0.70
B	5.20	5.50	H	2.20	2.40
C	6.80	7.20	J	0.45	0.55
D	2.40	3.00	K	0	0.15
E	2.30 REF.		L	0.90	1.50
F	0.70	0.90	M	5.40	5.80
S	0.60	0.90	R	0.80	1.20

Absolute Maximum Ratings at Ta = 25°C

Parameter	Symbol	Ratings	Unit
Junction Temperature	T _j	+150	°C
Storage Temperature	T _{stg}	-55~+150	°C
Collector to Base Voltage	V _{CBO}	-40	V
Collector to Emitter Voltage	V _{CEO}	-30	V
Emitter to Base Voltage	V _{EBO}	-5	V
Collector Current	I _C	-3	A
Collector Current (Pulse)	I _C	-7	A
Base Current	I _B	-0.6	A
Total Power Dissipation(T _C =25°C)	P _D	10	W

Electrical Characteristics (Ta = 25°C)

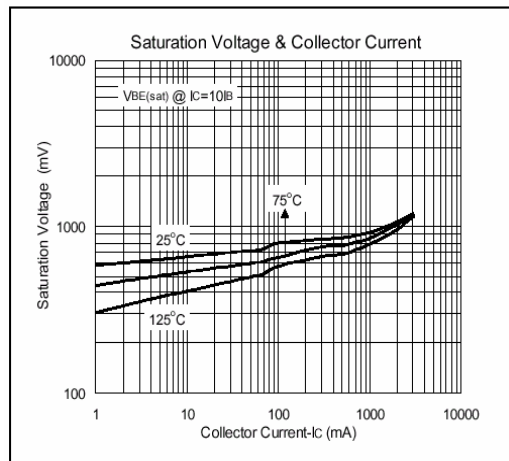
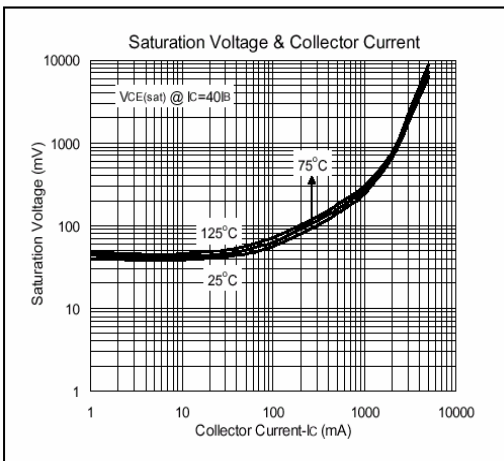
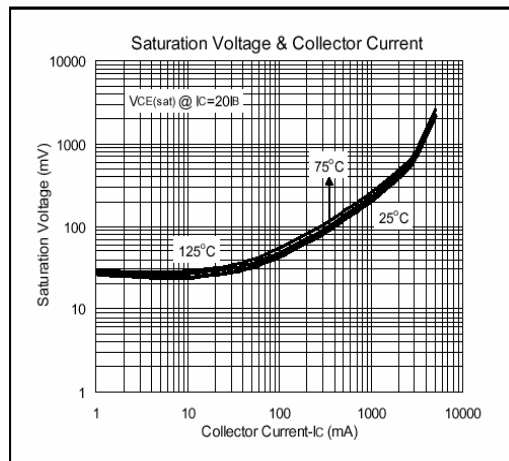
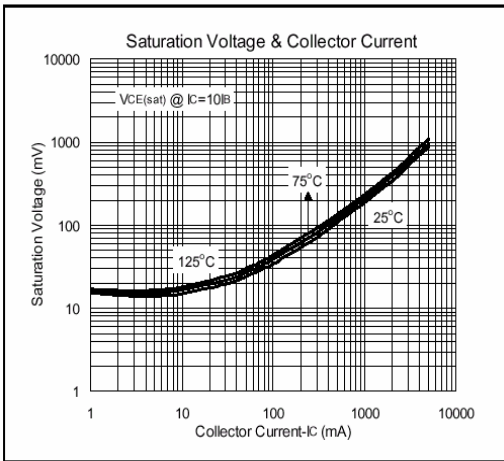
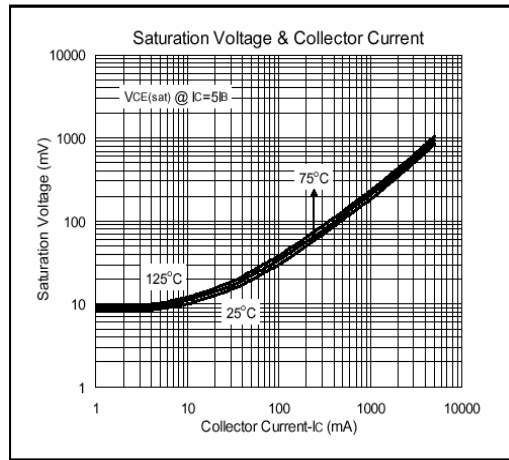
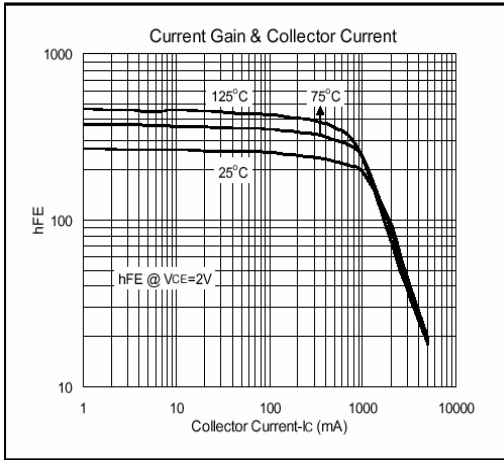
Symbol	Min.	Typ.	Max.	Unit	Test Conditions
V _{CBO}	-40	-	-	V	I _C =-100uA, I _E =0
V _{CEO}	-30	-	-	V	I _C =-1mA, I _B =0
V _{EBO}	-5	-	-	V	I _E =-10uA, I _C =0
I _{CBO}	-	-	-1	uA	V _{CB} =-30V, I _E =0
I _{EBO}	-	-	-1	uA	V _{EB} =-3V, I _C =0
*V _{CE(sat)}	-	-0.3	-0.5	V	I _C =-2A, I _B =-0.2A
*V _{BE(sat)}	-	-1	-2	V	I _C =-2A, I _B =-0.2A
*h _{FE1}	30	-	-		V _{CE} =-2V, I _C =-20mA
*h _{FE2}	100	-	500		V _{CE} =-2V, I _C =-1A
f _T	-	80	-	MHz	V _{CE} =-5V, I _C =-0.1A, f=100MHz
C _{ob}	-	55	-	pF	V _{CB} =-10V, I _E =0, f=1MHz

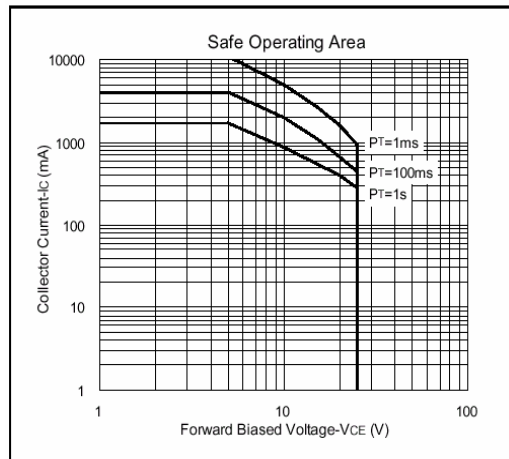
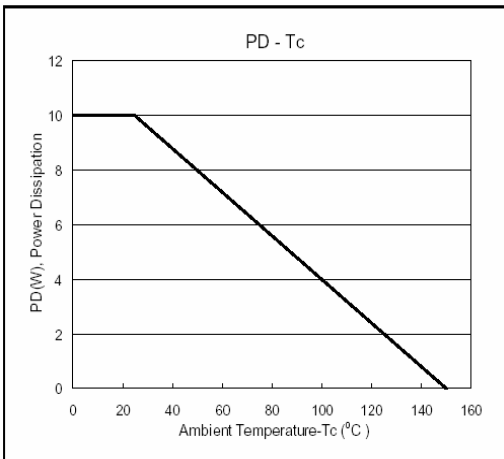
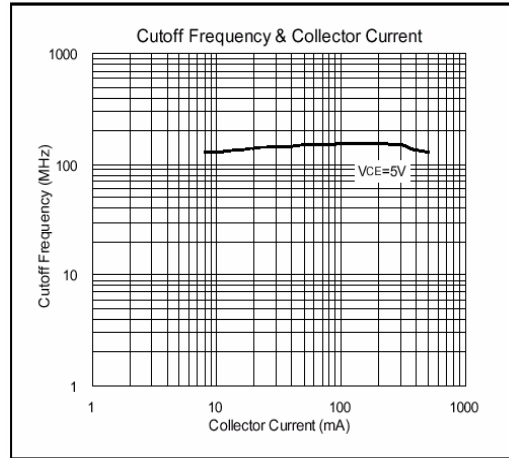
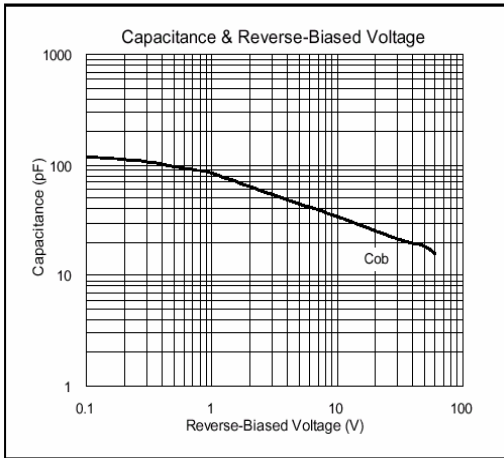
* Pulse Test: Pulse Width ≤ 380μs, Duty Cycle ≤ 2%

Classification Of hFE2

Rank	Q	P	E
Range	100 - 200	160 - 320	250 - 500

Characteristics Curve





Important Notice:

- All rights are reserved. Reproduction in whole or in part is prohibited without the prior written approval of GTM.
- GTM reserves the right to make changes to its products without notice.
- GTM semiconductor products are not warranted to be suitable for use in life-support Applications, or systems.
- GTM assumes no liability for any consequence of customer product design, infringement of patents, or application assistance.

Head Office And Factory:

- **Taiwan:** No. 17-1 Tatung Rd. Fu Kou Hsin-Chu Industrial Park, Hsin-Chu, Taiwan, R. O. C.
 TEL : 886-3-597-7061 FAX : 886-3-597-9220, 597-0785
- **China:** (201203) No.255, Jang-Jiang Tsai-Lueng RD. , Pu-Dung-Hsin District, Shang-Hai City, China
 TEL : 86-21-5895-7671 ~ 4 FAX : 86-21-38950165