

# Multilayer Ferrite Chip Inductor

## 積層式鐵氧體晶片電感

### EBLS2012 (0805) TYPE 類型

#### Electrical Characteristics 電氣特性

Part Number 產品料號	Inductance 感值 ( $\mu$ H) Tolerance 公差	Q Min. 品質 係數	Test Frequency 測試頻率 (MHz)	Self-resonant Frequency 共振頻率 (GHz) Min.	DC Resistance 直流電阻 ( $\Omega$ ) Max.	Rated Current 額定電流 (mA) Max.	Thickness 厚度 (mm)
EBLS2012-47NM	0.047 $\pm$ 20%	15	50	320	0.20	300	0.85 $\pm$ 0.2
EBLS2012-68NM	0.068 $\pm$ 20%	15	50	280	0.20	300	0.85 $\pm$ 0.2
EBLS2012-82NM	0.082 $\pm$ 20%	15	50	255	0.20	300	0.85 $\pm$ 0.2
EBLS2012-R10K,M	0.10 $\pm$ 10%, $\pm$ 20%	20	25	235	0.30	250	0.85 $\pm$ 0.2
EBLS2012-R12K,M	0.12 $\pm$ 10%, $\pm$ 20%	20	25	220	0.30	250	0.85 $\pm$ 0.2
EBLS2012-R15K,M	0.15 $\pm$ 10%, $\pm$ 20%	20	25	200	0.40	250	0.85 $\pm$ 0.2
EBLS2012-R18K,M	0.18 $\pm$ 10%, $\pm$ 20%	20	25	185	0.40	250	0.85 $\pm$ 0.2
EBLS2012-R22K,M	0.22 $\pm$ 10%, $\pm$ 20%	20	25	170	0.50	250	0.85 $\pm$ 0.2
EBLS2012-R27K,M	0.27 $\pm$ 10%, $\pm$ 20%	20	25	150	0.50	250	0.85 $\pm$ 0.2
EBLS2012-R33K,M	0.33 $\pm$ 10%, $\pm$ 20%	20	25	145	0.55	250	0.85 $\pm$ 0.2
EBLS2012-R39K,M	0.39 $\pm$ 10%, $\pm$ 20%	25	25	135	0.65	200	0.85 $\pm$ 0.2
EBLS2012-R47K,M	0.47 $\pm$ 10%, $\pm$ 20%	25	25	125	0.65	200	0.85 $\pm$ 0.2
EBLS2012-R56K,M	0.56 $\pm$ 10%, $\pm$ 20%	25	25	115	0.75	150	0.85 $\pm$ 0.2
EBLS2012-R68K,M	0.68 $\pm$ 10%, $\pm$ 20%	25	25	105	0.80	150	0.85 $\pm$ 0.2
EBLS2012-R82K,M	0.82 $\pm$ 10%, $\pm$ 20%	25	25	100	1.00	150	0.85 $\pm$ 0.2
EBLS2012-1R0K,M	1.0 $\pm$ 10%, $\pm$ 20%	45	10	75	0.40	50	0.85 $\pm$ 0.2
EBLS2012-1R2K,M	1.2 $\pm$ 10%, $\pm$ 20%	45	10	65	0.50	50	0.85 $\pm$ 0.2
EBLS2012-1R5K,M	1.5 $\pm$ 10%, $\pm$ 20%	45	10	60	0.50	50	0.85 $\pm$ 0.2
EBLS2012-1R8K,M	1.8 $\pm$ 10%, $\pm$ 20%	45	10	55	0.60	50	0.85 $\pm$ 0.2
EBLS2012-2R2K,M	2.2 $\pm$ 10%, $\pm$ 20%	45	10	50	0.65	30	0.85 $\pm$ 0.2
EBLS2012-2R7K,M	2.7 $\pm$ 10%, $\pm$ 20%	45	10	45	0.75	30	1.25 $\pm$ 0.2
EBLS2012-3R3K,M	3.3 $\pm$ 10%, $\pm$ 20%	45	10	41	0.80	30	1.25 $\pm$ 0.2
EBLS2012-3R9K,M	3.9 $\pm$ 10%, $\pm$ 20%	45	10	38	0.90	30	1.25 $\pm$ 0.2
EBLS2012-4R7K,M	4.7 $\pm$ 10%, $\pm$ 20%	45	10	35	1.00	30	1.25 $\pm$ 0.2
EBLS2012-5R6K,M	5.6 $\pm$ 10%, $\pm$ 20%	50	4	32	0.90	15	1.25 $\pm$ 0.2
EBLS2012-6R8K,M	6.8 $\pm$ 10%, $\pm$ 20%	50	4	29	1.00	15	1.25 $\pm$ 0.2

\* TEST EQUIPMENT: E4991A IMPEDANCE ANALYZER 量測儀器：E4991A 阻抗分析儀

# Multilayer Ferrite Chip Inductor

## 積層式鐵氧體晶片電感

### EBLS2012 (0805) TYPE 類型

#### Electrical Characteristics 電氣特性

Part Number 產品料號	Inductance 感值 ( $\mu$ H) Tolerance 公差	Q Min. 品質 係數	Test Frequency 測試頻率 (MHz)	Self-resonant Frequency 共振頻率 (GHz) Min.	DC Resistance 直流電阻 ( $\Omega$ ) Max.	Rated Current 額定電流 (mA) Max.	Thickness 厚度 (mm)
EBLS2012-8R2K,M	8.2 $\pm$ 10%, $\pm$ 20%	50	4	26	1.10	15	1.25 $\pm$ 0.2
EBLS2012-100K,M	10 $\pm$ 10%, $\pm$ 20%	50	2	24	1.15	15	1.25 $\pm$ 0.2
EBLS2012-120K,M	12 $\pm$ 10%, $\pm$ 20%	50	2	22	1.25	15	1.25 $\pm$ 0.2
EBLS2012-150K,M	15 $\pm$ 10%, $\pm$ 20%	30	1	19	0.80	5	1.25 $\pm$ 0.2
EBLS2012-180K,M	18 $\pm$ 10%, $\pm$ 20%	30	1	18	0.90	5	1.25 $\pm$ 0.2
EBLS2012-220K,M	22 $\pm$ 10%, $\pm$ 20%	30	1	16	1.10	5	1.25 $\pm$ 0.2
EBLS2012-270K,M	27 $\pm$ 10%, $\pm$ 20%	30	1	14	1.15	5	1.25 $\pm$ 0.2
EBLS2012-330K,M	33 $\pm$ 10%, $\pm$ 20%	30	1	13	1.25	5	1.25 $\pm$ 0.2
EBLS2012-390K,M	39 $\pm$ 10%, $\pm$ 20%	35	1	8	2.90	4	1.25 $\pm$ 0.2

\* TEST EQUIPMENT: E4991A IMPEDANCE ANALYZER      量測儀器：E4991A 阻抗分析儀

# Multilayer Ferrite Chip Inductor

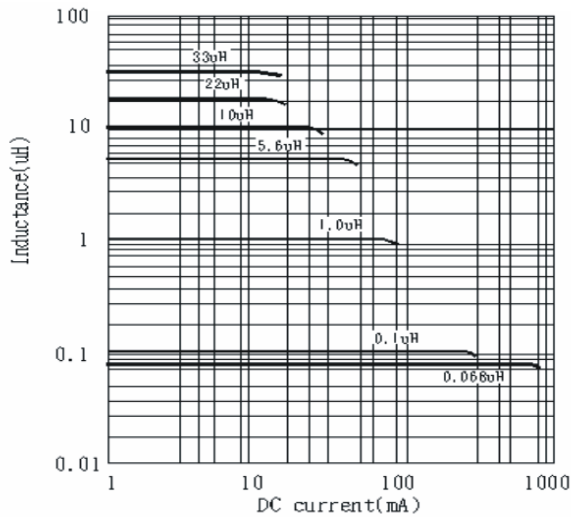
## 積層式鐵氧體晶片電感

### EBLS2012 (0805) TYPE 類型

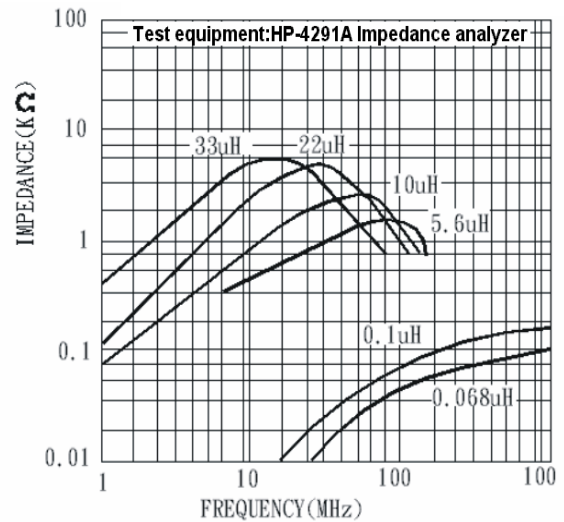
#### TYPICAL ELECTRICAL CHARACTERISTICS 典型電氣特性

#### Z, R, X vs. FREQUENCY CHARACTERISTICS 阻抗、電阻、感抗對頻率特性

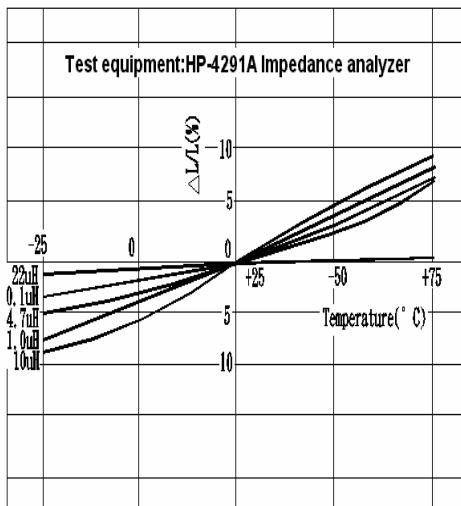
INDUCTANCE vs. DC SUPERPOSITION



IMPEDANCE vs. FREQUENCY



INDUCTANCE vs. TEMPERATURE



Q vs. FREQUENCY

