CNR 05D 突波吸收器

Device Ratings and Characteristics

元件的額定值與特性

Part No. 型號	Maximum Allowable Voltage 最大容許電壓		Varistor Voltage 突波吸收器動作電壓 (@0.1mA)			Maximum Clamping Voltage 抑制電壓 @ Test Current (8/20μs)		Maximum Energy 最大吸收能量 (J)	Maximum Peak Current 最大電流耐量 (8/20μs)	Rated Power 消耗功率	Typical Capacitance 參考電容值 (@1KHz)	Standards 安規
	ACrms(V)	DC(V)	Min.	Vb(Vdc)	Max.	Vc (V)	Ip (A)	10/1000μs	(A)	(W)	(pF)	
CNR-05D180K	11	14	14.4	18	21.6	44	1	0.4	100	0.01	1600	☆
CNR-05D220K	14	18	18.7	22	26.0	51	1	0.5	100	0.01	1500	☆
CNR-05D270K	17	22	23.0	27	31.1	60	1	0.6	100	0.01	1450	☆
CNR-05D330K	20	26	29.5	33	36.5	73	1	0.8	100	0.01	1400	☆
CNR-05D390K	25	31	35	39	46	86	1	0.9	100	0.01	700	☆
CNR-05D470K	30	38	42	47	55	104	1	1.1	100	0.01	650	☆
CNR-05D560K	35	45	50	56	66	123	1	1.3	100	0.01	600	☆
CNR-05D680K	40	56	61	68	80	150	1	1.6	100	0.01	580	☆
CNR-05D820K	50	65	74	82	90	145	5	2.5	400	0.10	310	☆ ◎
CNR-05D101K	60	85	90	100	110	175	5	3.0	400	0.10	290	☆ ◎
CNR-05D121K	75	100	108	120	132	210	5	4.0	400	0.10	270	☆ ◎
CNR-05D151K	95	125	135	150	165	260	5	4.8	400	0.10	240	☆ ◎
CNR-05D181K	115	150	162	180	198	325	5	5.9	400	0.10	140	☆ ◎
CNR-05D201K	130	170	185	200	225	355	5	6.5	400	0.10	120	☆ △ ※ ◎
CNR-05D221K	140	180	198	220	242	380	5	7.0	400	0.10	110	☆ △ ※ ◎
CNR-05D241K	150	200	216	240	264	415	5	8.0	400	0.10	110	☆ △ ※ ◎
CNR-05D271K	175	225	247	270	303	475	5	8.5	400	0.10	100	☆ △ ※ ◎
CNR-05D301K	195	250	270	300	330	505	5	9.0	400	0.10	100	☆ △ ※ ◎
CNR-05D331K	210	275	297	330	363	600	5	10.0	400	0.10	90	☆ △ ※ ◎
CNR-05D361K	230	300	324	360	396	620	5	10.0	400	0.10	80	☆ △ ※ ◎
CNR-05D391K	250	320	351	390	429	675	5	12.0	400	0.10	80	☆ △ ※ ◎
CNR-05D431K	275	350	387	430	473	745	5	13.0	400	0.10	70	☆ △ ※ ◎
CNR-05D471K	300	385	423	470	517	810	5	15.0	400	0.10	70	☆ △ ※ ◎
CNR-05D511K	320	410	459	510	561	880	5	15.0	400	0.10	65	☆ △ ※ ◎
CNR-05D561K	350	460	504	560	616	940	5	15.0	400	0.10	65	☆ △ ※ ◎
CNR-05D621K	385	505	558	620	682	1050	5	15.0	400	0.10	65	☆ △ ※ ◎
CNR-05D681K	420	560	612	680	748	1150	5	15.0	400	0.10	60	☆ △ ※ ◎
CNR-05D751K	460	615	675	750	825	1290	5	15.0	400	0.10	60	☆ △ ※ ◎

RoHS

Related Standards

安規說明

Standard No. 安規號碼	UL 1414	UL 1449 (3rd Edition)	CSA	VDE
Title 名稱	Across-The-Line Components	Surge Protective Device	Accessories and Parts for Electronic Products	Varistors for use in Electronic equipment
File No. 檔案號碼	E165143	E316325	LR109736-1	21557-4790-001
Symbols 符號	△	☆	※	◎

CNR 07D 突波吸收器

Device Ratings and Characteristics
元件的額定值與特性

Part No. 型號	Maximum Allowable Voltage 最大容許電壓		Varistor Voltage 突波吸收器 動作電壓 (@1mA)			Maximum Clamping Voltage 抑制電壓 @ Test Current (8/20μs)		Maximum Energy 最大吸收能量 (J)	Maximum Peak Current 最大電流耐量 (8/20μs)	Rated Power 消耗功率	Typical Capacitance 參考電容值 (@1KHz)	Standards 安規
	ACrms(V)	DC(V)	Min.	Vb(Vdc)	Max.	Vc (V)	Ip (A)	10/1000μs	(A)	(W)	(pF)	
CNR-07D180K	11	14	14.4	18	21.6	42	2.5	0.9	250	0.02	3800	☆
CNR-07D220K	14	18	18.7	22	26.0	47	2.5	1.1	250	0.02	3600	☆
CNR-07D270K	17	22	23.0	27	31.1	53	2.5	1.4	250	0.02	3400	☆
CNR-07D330K	20	26	29.5	33	36.5	65	2.5	1.7	250	0.02	2900	☆
CNR-07D390K	25	31	35	39	43	77	2.5	2.1	250	0.02	1600	☆
CNR-07D470K	30	38	42	47	52	93	2.5	2.5	250	0.02	1550	☆
CNR-07D560K	35	45	50	56	62	110	2.5	3.1	250	0.02	1500	☆
CNR-07D680K	40	56	61	68	75	135	2.5	3.6	250	0.02	1200	☆ □
CNR-07D820K	50	65	74	82	90	135	10	5.5	1200	0.25	860	☆ ◎ □
CNR-07D101K	60	85	90	100	110	165	10	6.5	1200	0.25	750	☆ ◎ □
CNR-07D121K	75	100	108	120	132	200	10	7.8	1200	0.25	530	☆ ◎ □
CNR-07D151K	95	125	135	150	165	250	10	9.7	1200	0.25	410	☆ ◎ □
CNR-07D181K	115	150	162	180	198	300	10	11.7	1200	0.25	300	☆ ◎ □
CNR-07D201K	130	170	185	200	225	340	10	13.0	1200	0.25	250	☆ △ ※ ◎ □
CNR-07D221K	140	180	198	220	242	360	10	14.0	1200	0.25	250	☆ △ ※ ◎ □
CNR-07D241K	150	200	216	240	264	395	10	15.0	1200	0.25	240	☆ △ ※ ◎ □
CNR-07D271K	175	225	247	270	303	455	10	18.0	1200	0.25	220	☆ △ ※ ◎ □
CNR-07D301K	195	250	270	300	330	500	10	20.0	1200	0.25	190	☆ △ ※ ◎ □
CNR-07D331K	210	275	297	330	363	550	10	25.0	1200	0.25	180	☆ △ ※ ◎ □
CNR-07D361K	230	300	324	360	396	595	10	25.0	1200	0.25	170	☆ △ ※ ◎ □
CNR-07D391K	250	320	351	390	429	650	10	25.0	1200	0.25	160	☆ △ ※ ◎ □
CNR-07D431K	275	350	387	430	473	710	10	28.0	1200	0.25	150	☆ △ ※ ◎ □
CNR-07D471K	300	385	423	470	517	775	10	30.0	1200	0.25	130	☆ △ ※ ◎ □
CNR-07D511K	320	410	459	510	561	845	10	30.0	1200	0.25	120	☆ △ ※ ◎ □
CNR-07D561K	350	460	504	560	616	915	10	30.0	1200	0.25	120	☆ △ ※ ◎ □
CNR-07D621K	385	505	558	620	682	1025	10	30.0	1200	0.25	120	☆ △ ※ ◎ □
CNR-07D681K	420	560	612	680	748	1120	10	30.0	1200	0.25	110	☆ △ ※ ◎ □
CNR-07D751K	460	615	675	750	825	1240	10	33.0	1200	0.25	100	☆ △ ※ ◎ □
CNR-07D781K	485	640	702	780	858	1290	10	37.0	1200	0.25	90	☆ △ ※ ◎ □
CNR-07D821K	510	670	738	820	902	1355	10	40.0	1200	0.25	90	☆ △ ※ ◎ □

Related Standards
安規說明

RoHS

Standard No. 安規號碼	UL 1414	UL 1449 (3rd Edition)	CSA	VDE	CQC
Title 名稱	Across-The-Line Components	Surge Protective Device	Accessories and Parts for Electronic Products	Varistors for use in Electronic equipment	GB/T10193 GB/T10194 GB8898 GB4943.1
File No. 檔案號碼	E165143	E316325	LR109736-1	21557-4790-001	CQC02001002471 CQC08001023767 CQC08001023768 CQC08001023769
Symbols 符號	△	☆	※	◎	□

CNR 10D 突波吸收器

Device Ratings and Characteristics
元件的額定值與特性

Part No. 型號	Maximum Allowable Voltage 最大容許電壓		Varistor Voltage 突波吸收器 動作電壓 (@1mA)			Maximum Clamping Voltage 抑制電壓 @ Test Current (8/20μs)		Maximum Energy 最大吸收能量 (J)	Maximum Peak Current 最大電流耐量 (8/20μs)	Rated Power 消耗功率	Typical Capacitance 參考電容值 (@1KHz)	Standards 安規
	ACrms(V)	DC(V)	Min.	Vb(Vdc)	Max.	Vc (V)	Ip (A)	10/1000μs	(A)	(W)	(pF)	
CNR-10D180K	11	14	14.4	18	21.6	39	5	2.1	500	0.05	16000	☆
CNR-10D220K	14	18	18.7	22	26.0	43	5	2.5	500	0.05	11000	☆
CNR-10D270K	17	22	23.0	27	31.1	53	5	3.0	500	0.05	8000	☆
CNR-10D330K	20	26	29.5	33	36.5	65	5	4.0	500	0.05	6300	☆
CNR-10D390K	25	31	35	39	43	77	5	4.6	500	0.05	5200	☆
CNR-10D470K	30	38	42	47	52	93	5	5.5	500	0.05	4600	☆
CNR-10D560K	35	45	50	56	62	110	5	7.0	500	0.05	3750	☆
CNR-10D680K	40	56	61	68	75	135	5	8.2	500	0.05	2800	☆ □
CNR-10D820K	50	65	74	82	90	135	25	12.0	2500	0.40	1920	☆ ◎ □
CNR-10D101K	60	85	90	100	110	165	25	15.0	2500	0.40	1800	☆ ◎ □
CNR-10D121K	75	100	108	120	132	200	25	18.0	2500	0.40	1500	☆ ◎ □
CNR-10D151K	95	125	135	150	165	250	25	22.0	2500	0.40	1200	☆ ◎ □
CNR-10D181K	115	150	162	180	198	300	25	27.0	2500	0.40	620	☆ ◎ □
CNR-10D201K	130	170	185	200	225	340	25	30.0	2500	0.40	570	☆ △ ※ ◎ □
CNR-10D221K	140	180	198	220	242	360	25	32.0	2500	0.40	560	☆ △ ※ ◎ □
CNR-10D241K	150	200	216	240	264	395	25	35.0	2500	0.40	550	☆ △ ※ ◎ □
CNR-10D271K	175	225	247	270	303	455	25	40.0	2500	0.40	530	☆ △ ※ ◎ □
CNR-10D301K	195	250	270	300	330	500	25	42.0	2500	0.40	500	☆ △ ※ ◎ □
CNR-10D331K	210	275	297	330	363	550	25	47.0	2500	0.40	450	☆ △ ※ ◎ □
CNR-10D361K	230	300	324	360	396	595	25	47.0	2500	0.40	450	☆ △ ※ ◎ □
CNR-10D391K	250	320	351	390	429	650	25	60.0	2500	0.40	430	☆ △ ※ ◎ □
CNR-10D431K	275	350	387	430	473	710	25	65.0	2500	0.40	400	☆ △ ※ ◎ □
CNR-10D471K	300	385	423	470	517	775	25	70.0	2500	0.40	300	☆ △ ※ ◎ □
CNR-10D511K	320	410	459	510	561	845	25	70.0	2500	0.40	260	☆ △ ※ ◎ □
CNR-10D561K	350	460	504	560	616	915	25	70.0	2500	0.40	200	☆ △ ※ ◎ □
CNR-10D621K	385	505	558	620	682	1025	25	70.0	2500	0.40	170	☆ △ ※ ◎ □
CNR-10D681K	420	560	612	680	748	1120	25	70.0	2500	0.40	160	☆ △ ※ ◎ □
CNR-10D751K	460	615	675	750	825	1240	25	75.0	2500	0.40	150	☆ △ ※ ◎ □
CNR-10D781K	485	640	702	780	858	1290	25	80.0	2500	0.40	150	☆ △ ※ ◎ □
CNR-10D821K	510	670	738	820	902	1355	25	85.0	2500	0.40	150	☆ △ ※ ◎ □
CNR-10D911K	550	745	819	910	1001	1500	25	93.0	2500	0.40	140	☆ △ ※ ◎ □
CNR-10D102K	625	825	900	1000	1100	1650	25	102.0	2500	0.40	140	☆ △ ※ ◎ □
CNR-10D112K	680	895	990	1100	1210	1815	25	115.0	2500	0.40	130	☆ ※ ◎ □

RoHS

Related Standards
安規說明

Standard No. 安規號碼	UL 1414	UL 1449 (3rd Edition)	CSA	VDE	CQC
Title 名稱	Across-The-Line Components	Surge Protective Device	Accessories and Parts for Electronic Products	Varistors for use in Electronic equipment	GB/T10193 GB/T10194 GB8898 GB4943.1
File No. 檔案號碼	E165143	E316325	LR109736-1	21557-4790-001	CQC02001002471 CQC08001023767 CQC08001023768 CQC08001023769
Symbols 符號	△	☆	※	◎	□

CNR 14D 突波吸收器

Device Ratings and Characteristics

元件的額定值與特性

Part No. 型號	Maximum Allowable Voltage 最大容許電壓		Varistor Voltage 突波吸收器動作電壓 (@1mA)			Maximum Clamping Voltage 抑制電壓 @ Test Current (8/20μs)		Maximum Energy 最大吸收能量 (J)	Maximum Peak Current 最大電流耐量 (8/20μs)	Rated Power 消耗功率	Typical Capacitance 參考電容值 (@1KHz)	Standards 安規
	ACrms(V)	DC(V)	Min.	Vb(Vdc)	Max.	Vc (V)	Ip (A)	10/1000μs	(A)	(W)	(pF)	
CNR-14D180K	11	14	14.4	18	21.6	39	10	4.0	1000	0.10	25000	☆
CNR-14D220K	14	18	18.7	22	26.0	43	10	5.0	1000	0.10	20000	☆
CNR-14D270K	17	22	23.0	27	31.1	53	10	6.0	1000	0.10	16000	☆
CNR-14D330K	20	26	29.5	33	36.5	65	10	7.5	1000	0.10	12200	☆
CNR-14D390K	25	31	35	39	43	77	10	8.6	1000	0.10	7000	☆
CNR-14D470K	30	38	42	47	52	93	10	10.0	1000	0.10	6750	☆
CNR-14D560K	35	45	50	56	62	110	10	11.0	1000	0.10	6500	☆
CNR-14D680K	40	56	61	68	75	135	10	14.0	1000	0.10	5500	☆ □
CNR-14D820K	50	65	74	82	90	135	50	22.0	4500	0.60	4300	☆ ◎ □
CNR-14D101K	60	85	90	100	110	165	50	28.0	4500	0.60	3500	☆ ◎ □
CNR-14D121K	75	100	108	120	132	200	50	32.0	4500	0.60	2500	☆ ◎ □
CNR-14D151K	95	125	135	150	165	250	50	40.0	4500	0.60	2100	☆ ◎ □
CNR-14D181K	115	150	162	180	198	300	50	50.0	4500	0.60	1250	☆ ◎ □
CNR-14D201K	130	170	185	200	225	340	50	57.0	4500	0.60	1150	☆ △ ※ ◎ □
CNR-14D221K	140	180	198	220	242	360	50	60.0	4500	0.60	1100	☆ △ ※ ◎ □
CNR-14D241K	150	200	216	240	264	395	50	63.0	4500	0.60	1050	☆ △ ※ ◎ □
CNR-14D271K	175	225	247	270	303	455	50	70.0	4500	0.60	1000	☆ △ ※ ◎ □
CNR-14D301K	195	250	270	300	330	500	50	73.0	4500	0.60	900	☆ △ ※ ◎ □
CNR-14D331K	210	275	297	330	363	550	50	93.0	4500	0.60	850	☆ △ ※ ◎ □
CNR-14D361K	230	300	324	360	396	595	50	93.0	4500	0.60	800	☆ △ ※ ◎ □
CNR-14D391K	250	320	351	390	429	650	50	100.0	4500	0.60	800	☆ △ ※ ◎ □
CNR-14D431K	275	350	387	430	473	710	50	115.0	4500	0.60	650	☆ △ ※ ◎ □
CNR-14D471K	300	385	423	470	517	775	50	125.0	4500	0.60	550	☆ △ ※ ◎ □
CNR-14D511K	320	410	459	510	561	845	50	125.0	4500	0.60	450	☆ △ ※ ◎ □
CNR-14D561K	350	460	504	560	616	915	50	125.0	4500	0.60	400	☆ △ ※ ◎ □
CNR-14D621K	385	505	558	620	682	1025	50	125.0	4500	0.60	350	☆ △ ※ ◎ □
CNR-14D681K	420	560	612	680	748	1120	50	130.0	4500	0.60	350	☆ △ ※ ◎ □
CNR-14D751K	460	615	675	750	825	1240	50	143.0	4500	0.60	330	☆ △ ※ ◎ □
CNR-14D781K	485	640	702	780	858	1290	50	148.0	4500	0.60	330	☆ △ ※ ◎ □
CNR-14D821K	510	670	738	820	902	1355	50	157.0	4500	0.60	330	☆ △ ※ ◎ □
CNR-14D911K	550	745	819	910	1001	1500	50	175.0	4500	0.60	300	☆ △ ※ ◎ □
CNR-14D102K	625	825	900	1000	1100	1650	50	190.0	4500	0.60	300	☆ △ ※ ◎ □
CNR-14D112K	680	895	990	1100	1210	1815	50	213.0	4500	0.60	200	☆ ※ ◎ □
CNR-14D182K	1000	1465	1620	1800	1980	2970	50	337.0	4500	0.60	150	☆

RoHS

Related Standards

安規說明

Standard No. 安規號碼	UL 1414	UL 1449 (3rd Edition)	CSA	VDE	CQC
Title 名稱	Across-The-Line Components	Surge Protective Device	Accessories and Parts for Electronic Products	Varistors for use in Electronic equipment	GB/T10193 GB/T10194 GB8898 GB4943.1
File No. 檔案號碼	E165143	E316325	LR109736-1	21557-4790-001	CQC02001002471 CQC08001023767 CQC08001023768 CQC08001023769
Symbols 符號	△	☆	※	◎	□

CNR 18D 突波吸收器

Device Ratings and Characteristics

元件的額定值與特性

Part No. 型號	Maximum Allowable Voltage 最大容許電壓		Varistor Voltage 突波吸收器動作電壓 (@1mA)			Maximum Clamping Voltage 抑制電壓 @ Test Current (8/20μs)		Maximum Energy 最大吸收能量 (J)	Maximum Peak Current 最大電流耐量 (8/20μs)	Rated Power 消耗功率	Typical Capacitance 參考電容值 (@1KHz)	Standards 安規
	ACrms(V)	DC(V)	Min.	Vb(Vdc)	Max.	Vc (V)	Ip (A)	10/1000μs	(A)	(W)	(pF)	
CNR-18D180K	11	14	14.4	18	21.6	39	15	8.3	2000	0.15	36400	☆
CNR-18D220K	14	18	18.7	22	26.0	43	15	10.4	2000	0.15	27300	☆
CNR-18D270K	17	22	23.0	27	31.1	53	15	12.5	2000	0.15	22290	☆
CNR-18D330K	20	26	29.5	33	36.5	65	15	15.6	2000	0.15	18200	☆
CNR-18D390K	25	31	35	39	43	77	15	17.9	2000	0.15	12250	☆
CNR-18D470K	30	38	42	47	52	93	15	20.8	2000	0.15	12280	☆
CNR-18D560K	35	45	50	56	62	110	15	22.8	2000	0.15	11100	☆
CNR-18D680K	40	56	61	68	75	135	15	29.1	2000	0.15	10460	☆ □
CNR-18D820K	50	65	74	82	90	135	75	30.6	6500	0.80	7460	☆ ◎ □
CNR-18D101K	60	85	90	100	110	165	75	38.9	6500	0.80	7280	☆ ◎ □
CNR-18D121K	75	100	108	120	132	200	75	44.4	6500	0.80	5000	☆ ◎ □
CNR-18D151K	95	125	135	150	165	250	75	55.6	6500	0.80	3820	☆ ◎ □
CNR-18D181K	115	150	162	180	198	300	75	69.4	6500	0.80	2270	☆ ◎ □
CNR-18D201K	130	170	185	200	225	340	75	79.2	6500	0.80	2100	☆ ※ ◎ □
CNR-18D221K	140	180	198	220	242	360	75	83.3	6500	0.80	2000	☆ ※ ◎ □
CNR-18D241K	150	200	216	240	264	395	75	87.5	6500	0.80	2000	☆ ※ ◎ □
CNR-18D271K	175	225	247	270	303	455	75	97.2	6500	0.80	1910	☆ ※ ◎ □
CNR-18D301K	195	250	270	300	330	500	75	101.4	6500	0.80	1630	☆ ※ ◎ □
CNR-18D331K	210	275	297	340	363	550	75	129.2	6500	0.80	1590	☆ ※ ◎ □
CNR-18D361K	230	300	324	360	396	595	75	129.2	6500	0.80	1540	☆ ※ ◎ □
CNR-18D391K	250	320	351	390	429	650	75	138.9	6500	0.80	1270	☆ ※ ◎ □
CNR-18D431K	275	350	387	430	473	710	75	159.7	6500	0.80	1220	☆ ※ ◎ □
CNR-18D471K	300	385	423	470	517	775	75	173.6	6500	0.80	1090	☆ ※ ◎ □
CNR-18D511K	320	410	459	510	561	845	75	175.0	6500	0.80	950	☆ ※ ◎ □
CNR-18D561K	350	460	504	560	616	915	75	177.8	6500	0.80	770	☆ ※ ◎ □
CNR-18D621K	385	505	558	620	682	1025	75	180.6	6500	0.80	510	☆ ※ ◎ □
CNR-18D681K	420	560	612	680	748	1120	75	182.0	6500	0.80	500	☆ ※ ◎ □
CNR-18D751K	460	615	675	750	825	1240	75	200.2	6500	0.80	480	☆ ※ ◎ □
CNR-18D781K	485	640	702	780	858	1290	75	207.2	6500	0.80	450	☆ ※ ◎ □
CNR-18D821K	510	670	738	820	902	1355	75	219.8	6500	0.80	450	☆ ※ ◎ □
CNR-18D911K	550	745	819	910	1001	1500	75	245.0	6500	0.80	430	☆ ※ ◎ □
CNR-18D102K	625	825	900	1000	1100	1650	75	266.0	6500	0.80	410	☆ ※ ◎ □
CNR-18D112K	680	895	990	1100	1210	1815	75	298.2	6500	0.80	360	☆ ※ ◎ □

RoHS

Related Standards

安規說明

Standard No. 安規號碼	UL 1414	UL 1449 (3rd Edition)	CSA	VDE	CQC
Title 名稱	Across-The-Line Components	Surge Protective Device	Accessories and Parts for Electronic Products	Varistors for use in Electronic equipment	GB/T10193 GB/T10194 GB8898 GB4943.1
File No. 檔案號碼	E165143	E316325	LR109736-1	21557-4790-001	CQC02001002471 CQC08001023767 CQC08001023768 CQC08001023769
Symbols 符號	△	☆	※	◎	□

CNR 20D 突波吸收器

Device Ratings and Characteristics
元件的額定值與特性

Part No. 型號	Maximum Allowable Voltage 最大容許電壓		Varistor Voltage 突波吸收器動作電壓 (@1mA)			Maximum Clamping Voltage 抑制電壓 @ Test Current (8/20μs)		Maximum Energy 最大吸收能量 (J)	Maximum Peak Current 最大電流耐量 (8/20μs)	Rated Power 消耗功率	Typical Capacitance 參考電容值 (@1KHz)	Standards 安規
	ACrms(V)	DC(V)	Min.	Vb(Vdc)	Max.	Vc (V)	Ip (A)	10/1000μs	(A)	(W)	(pF)	
CNR-20D180K	11	14	14.4	18	21.6	39	20	11.0	2000	0.2	40000	☆
CNR-20D220K	14	18	18.7	22	26.0	43	20	14.0	2000	0.2	30000	☆
CNR-20D270K	17	22	23.0	27	31.1	53	20	18.0	2000	0.2	24500	☆
CNR-20D330K	20	26	29.5	33	36.5	65	20	23.0	2000	0.2	20000	☆
CNR-20D390K	25	31	35	39	43	77	20	26.0	2000	0.2	13800	☆
CNR-20D470K	30	38	42	47	52	93	20	33.0	2000	0.2	13500	☆
CNR-20D560K	35	45	50	56	62	110	20	41.0	2000	0.2	12200	☆
CNR-20D680K	40	56	61	68	75	135	20	46.0	2000	0.2	11500	☆ □
CNR-20D820K	50	65	74	82	90	135	100	38.0	6500	1.0	8200	☆ ◎ □
CNR-20D101K	60	85	90	100	110	165	100	45.0	6500	1.0	8000	☆ ◎ □
CNR-20D121K	75	100	108	120	132	200	100	55.0	6500	1.0	5500	☆ ◎ □
CNR-20D151K	95	125	135	150	165	250	100	70.0	6500	1.0	4200	☆ ◎ □
CNR-20D181K	115	150	162	180	198	300	100	85.0	6500	1.0	2500	☆ ◎ □
CNR-20D201K	130	170	185	200	225	340	100	95.0	6500	1.0	2300	☆ △ ※ ◎ □
CNR-20D221K	140	180	198	220	242	360	100	100.0	6500	1.0	2200	☆ △ ※ ◎ □
CNR-20D241K	150	200	216	240	264	395	100	108.0	6500	1.0	2200	☆ △ ※ ◎ □
CNR-20D271K	175	225	247	270	303	455	100	127.0	6500	1.0	2100	☆ △ ※ ◎ □
CNR-20D301K	195	250	270	300	330	500	100	150.0	6500	1.0	1800	☆ △ ※ ◎ □
CNR-20D331K	210	275	297	330	363	550	100	163.0	6500	1.0	1750	☆ △ ※ ◎ □
CNR-20D361K	230	300	324	360	396	595	100	163.0	6500	1.0	1700	☆ △ ※ ◎ □
CNR-20D391K	250	320	351	390	429	650	100	180.0	6500	1.0	1400	☆ △ ※ ◎ □
CNR-20D431K	275	350	387	430	473	710	100	190.0	6500	1.0	1350	☆ △ ※ ◎ □
CNR-20D471K	300	385	423	470	517	775	100	220.0	6500	1.0	1200	☆ △ ※ ◎ □
CNR-20D511K	320	410	459	510	561	845	100	220.0	6500	1.0	1050	☆ △ ※ ◎ □
CNR-20D561K	350	460	504	560	616	915	100	220.0	6500	1.0	850	☆ △ ※ ◎ □
CNR-20D621K	385	505	558	620	682	1025	100	220.0	6500	1.0	570	☆ △ ※ ◎ □
CNR-20D681K	420	560	612	680	748	1120	100	230.0	6500	1.0	550	☆ △ ※ ◎ □
CNR-20D751K	460	615	675	750	825	1240	100	255.0	6500	1.0	530	☆ △ ※ ◎ □
CNR-20D781K	485	640	702	780	858	1290	100	265.0	6500	1.0	500	☆ △ ※ ◎ □
CNR-20D821K	510	670	738	820	902	1355	100	282.0	6500	1.0	500	☆ △ ※ ◎ □
CNR-20D911K	550	745	819	910	1001	1500	100	310.0	6500	1.0	480	☆ △ ※ ◎ □
CNR-20D102K	625	825	900	1000	1100	1650	100	342.0	6500	1.0	460	☆ △ ※ ◎ □
CNR-20D112K	680	895	990	1100	1210	1815	100	383.0	6500	1.0	400	☆ ※ ◎ □

RoHS

Related Standards
安規說明

Standard No. 安規號碼	UL 1414	UL 1449 (3rd Edition)	CSA	VDE	CQC
Title 名稱	Across-The-Line Components	Surge Protective Device	Accessories and Parts for Electronic Products	Varistors for use in Electronic equipment	GB/T10193 GB/T10194 GB8898 GB4943.1
File No. 檔案號碼	E165143	E316325	LR109736-1	21557-4790-001	CQC02001002471 CQC08001023767 CQC08001023768 CQC08001023769
Symbols 符號	△	☆	※	◎	□

Dimension of Component for Standard Product 標準品之尺寸規格

Dimension Table

Unit: mm

Model / Symbol	05D	07D	10D	14D	18D	20D
D(max.)	7.5	9.0	14.0	17.5	23.0	25.0
H(max.)	10.0	12.0	17.0	20.5	26.0	28.0
W(±1.0)	5.0	5.0	7.5	7.5	7.5	7.5/10.0
P(max.)	3.0					
L(min)	25.0					
d(±0.05)	0.6	0.6	0.8	0.8	0.8	0.8/1.0
	Cuorcp	Cuorcp	Cuorcp	Cuorcp 182 Konly Cu	Cuorcp	Cuorcp 1.0 Konly Cu

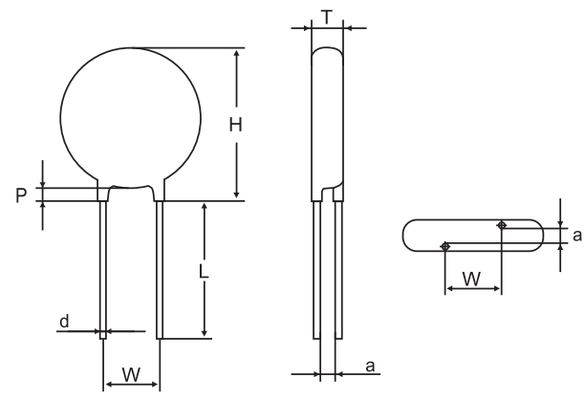

T max. Table

Unit: mm

Part No.	05D	07D	10D	14D	18D	20D	a (±0.4)
180K	3.3	3.5	3.9	4.0	4.2	4.3	1.0
220K	3.6	3.8	4.2	4.3	4.5	4.6	1.1
270K	3.8	4.0	4.4	4.5	4.7	4.8	1.2
330K	3.3	3.5	3.9	4.0	4.2	4.3	1.1
390K	3.5	3.7	4.1	4.2	4.4	4.5	1.3
470K	3.7	3.9	4.3	4.4	4.6	4.7	1.4
560K	4.0	4.2	4.6	4.7	4.9	5.0	1.5
680K	4.3	4.5	4.9	5.0	5.2	5.3	1.7
820K	3.3	3.5	3.9	4.0	4.2	4.3	1.0
101K	3.6	3.8	4.2	4.3	4.5	4.6	1.0
121K	3.8	4.0	4.4	4.5	4.7	4.8	1.1
151K	4.1	4.3	4.7	4.8	5.0	5.1	1.3
181K	3.2	3.4	3.8	3.9	4.1	4.2	1.0
201K	3.3	3.5	3.9	4.0	4.2	4.3	1.0
221K	3.4	3.6	4.0	4.1	4.3	4.4	1.1
241K	3.5	3.7	4.1	4.2	4.4	4.5	1.2
271K	3.7	3.9	4.2	4.3	4.5	4.6	1.3

Part No.	05D	07D	10D	14D	18D	20D	a (±0.4)
301K	3.9	4.1	4.3	4.4	4.6	4.7	1.4
331K	4.0	4.2	4.5	4.6	4.8	4.9	1.5
361K	4.1	4.3	4.7	4.8	5.0	5.1	1.2
391K	4.2	4.4	4.8	4.9	5.1	5.2	1.3
431K	4.4	4.6	5.0	5.1	5.3	5.4	1.4
471K	4.6	4.8	5.2	5.3	5.5	5.6	1.5
511K	4.8	5.0	5.3	5.4	5.6	5.7	1.7
561K	5.0	5.2	5.5	5.6	5.8	5.9	1.8
621K	5.3	5.5	5.7	5.8	6.0	6.1	2
681K	5.4	5.6	5.8	5.9	6.1	6.2	2.2
751K	5.6	5.8	6.0	6.1	6.3	6.4	2.4
781K	5.8	6.0	6.3	6.4	6.6	6.7	2.5
821K	-	6.3	6.5	6.6	6.8	6.9	2.6
911K	-	-	6.6	6.7	6.9	7.0	3
102K	-	-	7.0	7.1	7.3	7.4	3.3
112K	-	-	7.4	7.5	7.7	7.9	3.6
182K	-	-	-	11.5	11.7	11.9	5.5

Tape and Reel Specifications 捲帶裝尺寸規格

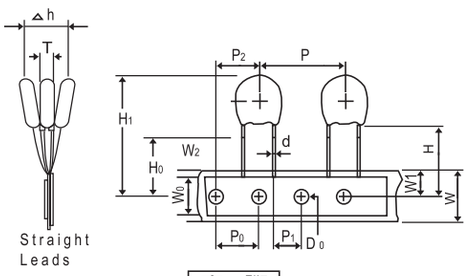

直 腳

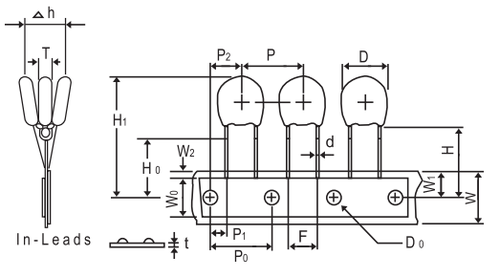

高低腳

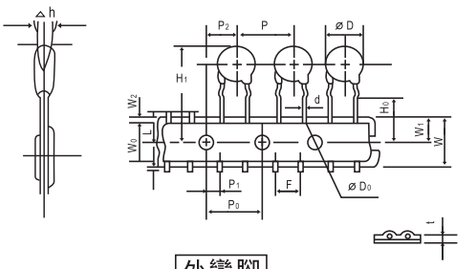

外彎腳

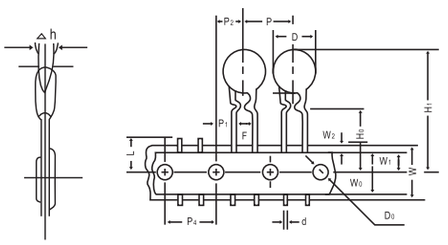

內彎腳

Symbol	PARAMETER	Model Size					
		☐ 05D series	☐ 07D series	☐ 10D series	☐ 10D series	☐ 14D series	☐ 14D series
P	Pictch of Componet	12.7±1.0	12.7±1.0	12.7±1.0	15.0±1.0	25.4±1.0	30.0±1.0
P_0	Feed Hole Pitch	12.7±0.2	12.7±0.2	12.7±0.2	15.0±0.2	25.4±0.2	30.0±0.2
P_1	Feed Hole Center Lead	3.85±0.7	3.85±0.7	3.85±0.7	3.75±0.7	8.95±0.7	3.75±0.7
P_2	Hole Center to Component Center	6.35±0.7	6.35±0.7		7.5±1.3	12.7±0.7	7.5±0.7
F	Lead to Lead Distance	5.0±0.8	5.0±0.8	7.5±0.8	5.0±0.8	7.5±0.8	7.5±0.8
△h	Component Alignment	2.0 Max	2.0 Max	2.0 Max	2.0 Max	2.0 Max	2.0 Max
W	Tape Width	18.0+1.0 18.0-0.5	18.0+1.0 18.0-0.5	18.0+1.0 18.0-0.5	18.0+1.0 18.0-0.5	18.0+1.0 18.0-0.5	18.0+1.0 18.0-0.5
W_0	Hold Down Tape Width	5.0 MIN.	5.0 MIN.	5.0 MIN.	5.0 MIN.	5.0 MIN.	5.0 MIN.
W_1	Hole Position	9.0+0.75 9.0-0.50	9.0+0.75 9.0-0.50	9.0+0.75 9.0-0.50	9.0+0.75 9.0-0.50	9.0+0.75 9.0-0.50	9.0+0.75 9.0-0.50
W_2	Hold Down Tape Position	3.0 Max	3.0 Max	3.0 Max	3.0 Max	3.0 Max	3.0 Max
H	Height from Tape Center to Component Base	18.0+2.0 18.0-0.0	18.0+2.0 18.0-0.0	18.0+2.0 18.0-0.0	18.0+2.0 18.0-0.0	18.0+2.0 18.0-0.0	18.0+2.0 18.0-0.0
H_0	Seating Plane Height	16.0±0.5	16.0±0.5	16.0±0.5	16.0±0.5	16.0±0.5	16.0±0.5
H_1	Component Height	29.0 Max	32.0 Max	36.0 Max	36.0 Max	40.0 Max	40.0 Max
D_0	Feed Hole Diameter	4.0±0.2	4.0±0.2	4.0±0.2	4.0±0.2	4.0±0.2	4.0±0.2
t	Total Tape Thickness	0.7±0.2	0.7±0.2	0.7±0.2	0.7±0.2	0.7±0.2	0.7±0.2
L	Leagth of Clipped Lead	11.0 Max	11.0 Max	11.0 Max	11.0 Max	11.0 Max	11.0 Max

Unit：mm

Order Information of Taped Reel

Standard Products	Tape Reel Straight Lead	Tape Reel Crimped Lead	Min. Q'ty	Q'ty/Inner Box
CNR-05DXXXK	CNR-05DXXXK-TRS	CNR-05DXXXK-TRK	2000/1500	4000/3000
CNR-07DXXXK	CNR-07DXXXK-TRS	CNR-07DXXXK-TRK	2000/1500	4000/3000
CNR-10DXXXK	CNR-10DXXXK-TRS	CNR-10DXXXK-TRK	1500/1000	3000/2000
CNR-14DXXXK	CNR-14DXXXK-TRS	CNR-14DXXXK-TRK	1000/800	2000/1600

Note：

1."2000/1500" Packing in CNR-XXD180K to CNR-XXD271K are 2000 pcs, CNR-XXD301K to CNR-XXD471K with 1500 pcs.

2.Packing unit in pcs.

Packaging Specifications

Flat box				Reel				
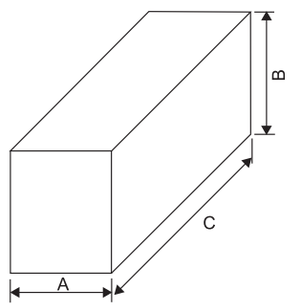				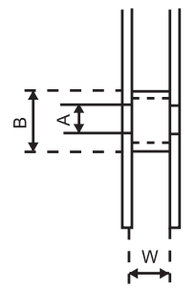				
Symbol	5D	7D	10D	Symbol	5D	7D	10D	14D
A	55 Max.			W	Approx. 45			55
B	330 Max.			D	360 Max.			
C	340 Max.			A	Approx. ψ30			
				B	Approx. ψ90			

Unit：mm

Order Information of Flat Box

Standard Products	Tape Box Straight Lead	Tape Box Crimped Lead	Max. Q'ty	Q'ty/Box
CNR-05DXXXK	CNR-05DXXXK-BTS	CNR-05DXXXK-BTK	2000/1500	4000/3000
CNR-07DXXXK	CNR-07DXXXK-BTS	CNR-07DXXXK-BTK	2000/1500	4000/3000
CNR-10DXXXK	CNR-10DXXXK-BTS	CNR-10DXXXK-BTK	1500/1000	3000/2000

Note：

1."2000/1500" Packing in CNR-XXD180K to CNR-XXD271K are 2000 pcs, CNR-XXD301K to CNR-XXD471K with 1500 pcs.

3.Packing unit in pcs.

Symbol \ Series			05D	07D	10D	14D
A max.	Varistor Voltage V1mA(V)	18 to 270	13.0	15.0	19.5	22.5
		360 to 470	13.0	15.0	20.5	23.5
D max.			7.5	9.0	14.0	17.5
K			1.2±0.4	1.2±0.4	1.4±0.4	1.4±0.4
W			5.0±1.0	5.0±1.0	7.5±1.0	7.5±1.0
ψd			0.6	0.6	0.8	0.8

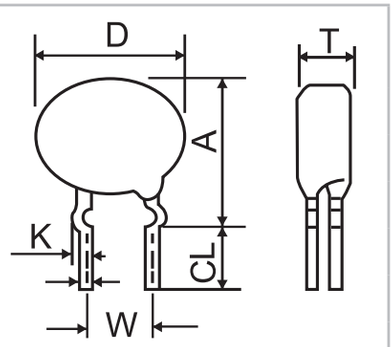

T max. See standard product specification table.

Order Information of Crimp Leads

Standard Products	Tape Reel Straight Lead	Tape Reel Crimped Lead	Min. Q'ty	Q'ty/Inner Box
CNR-05DXXXK	CNR-05DXXXK-TRS	CNR-05DXXXK-TRK	2000/1500	4000/3000
CNR-07DXXXK	CNR-07DXXXK-TRS	CNR-07DXXXK-TRK	2000/1500	4000/3000
CNR-10DXXXK	CNR-10DXXXK-TRS	CNR-10DXXXK-TRK	1500/1000	3000/2000
CNR-14DXXXK	CNR-14DXXXK-TRS	CNR-14DXXXK-TRK	1000/800	2000/1600

Note：

1.Packing unit in pcs.

Impulse Life Time Rating Curves 額定脈衝壽命次數曲線

2 times: 5 minutes interval

up to 10 times: 2 minutes interval

up to 10^6 times 10 seconds interval

5D Series

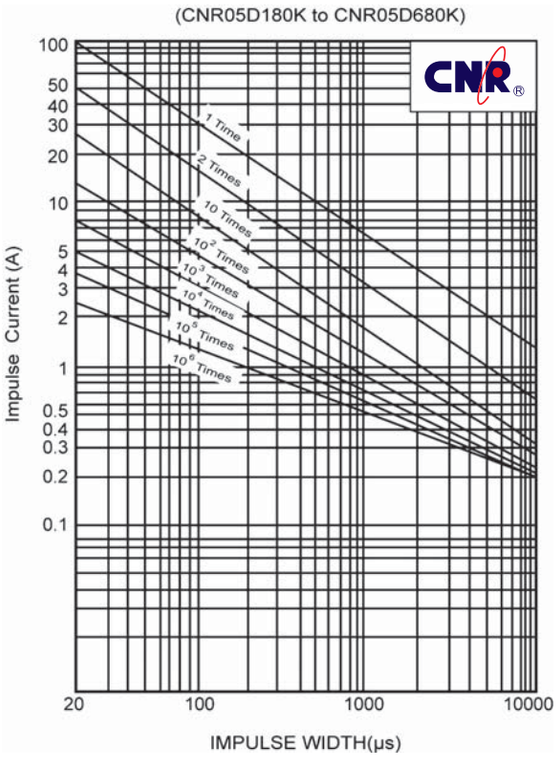

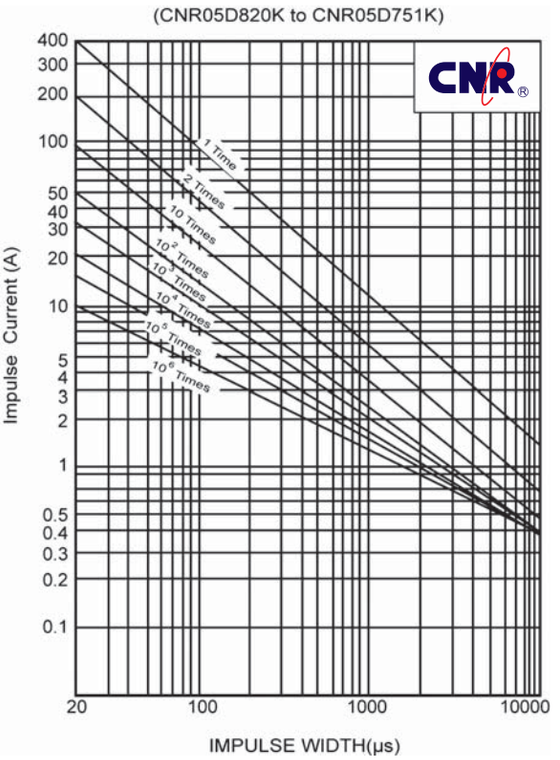

7D Series

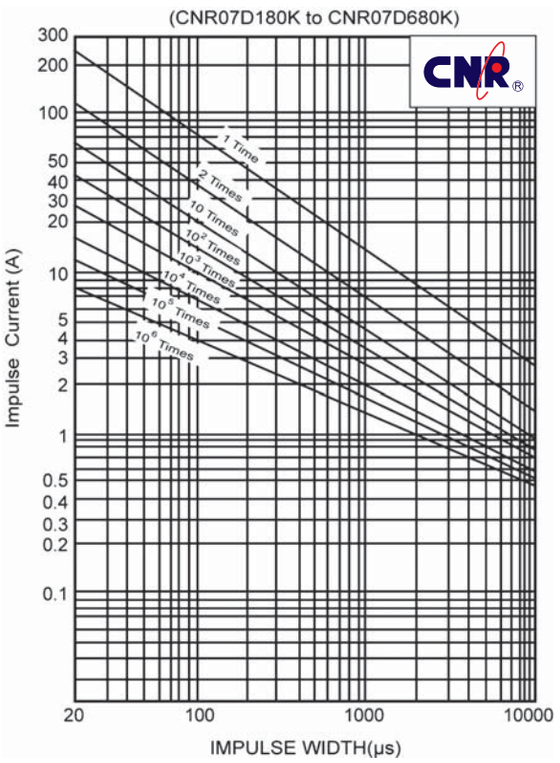

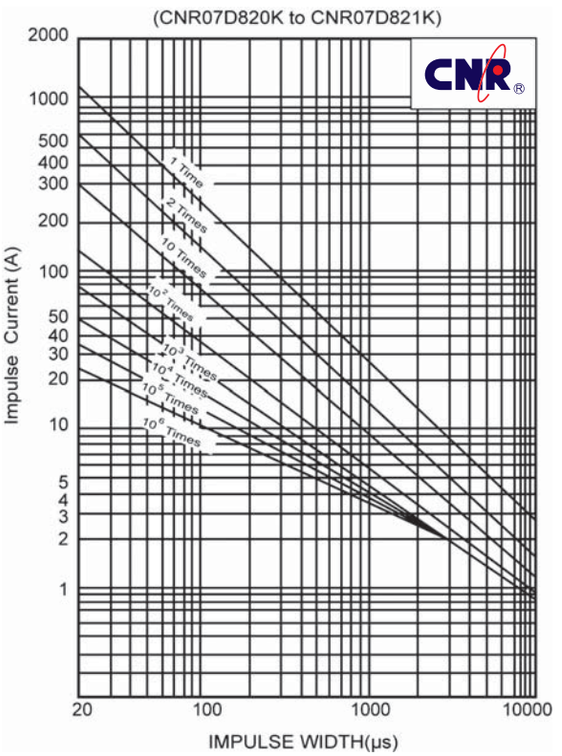

Impulse Life Time Rating Curves額定脈衝壽命次數曲線

2 times: 5 minutes interval

up to 10 times: 2 minutes interval

up to 10^6 times 10 seconds interval

10D Series

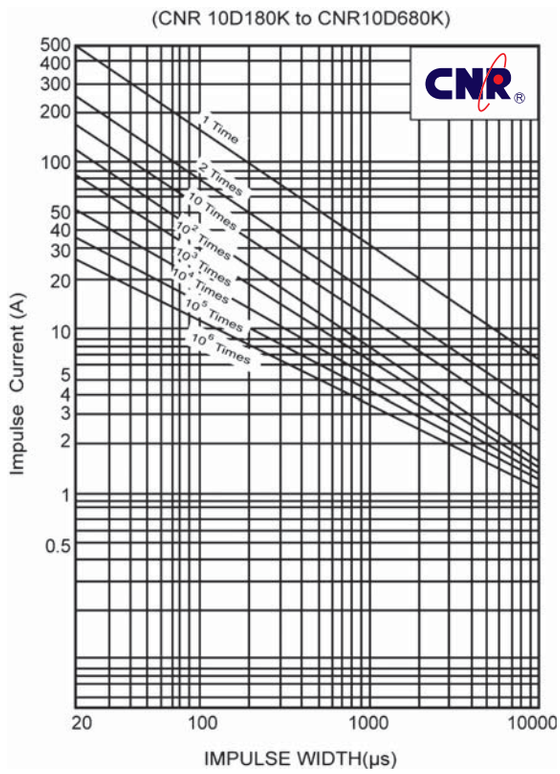

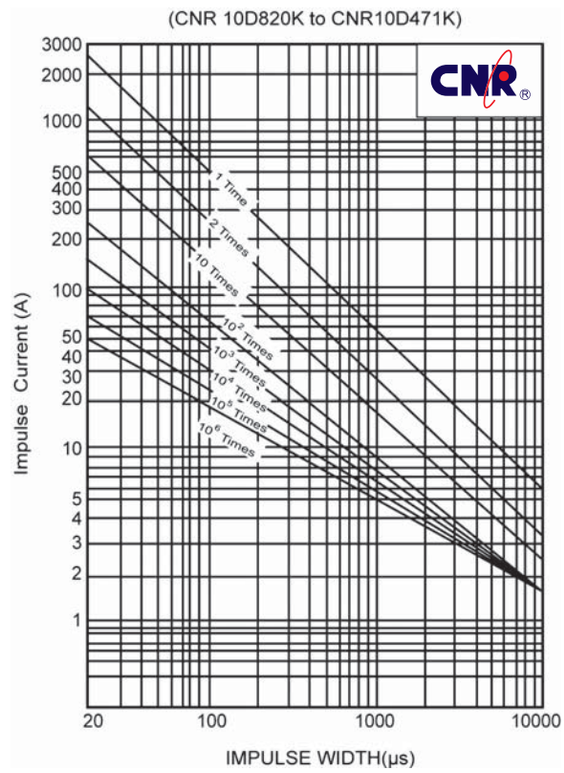

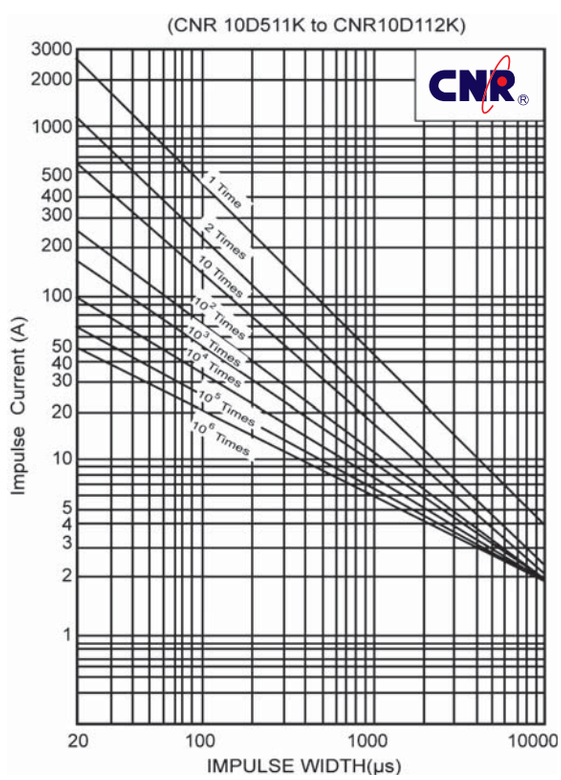

14D Series

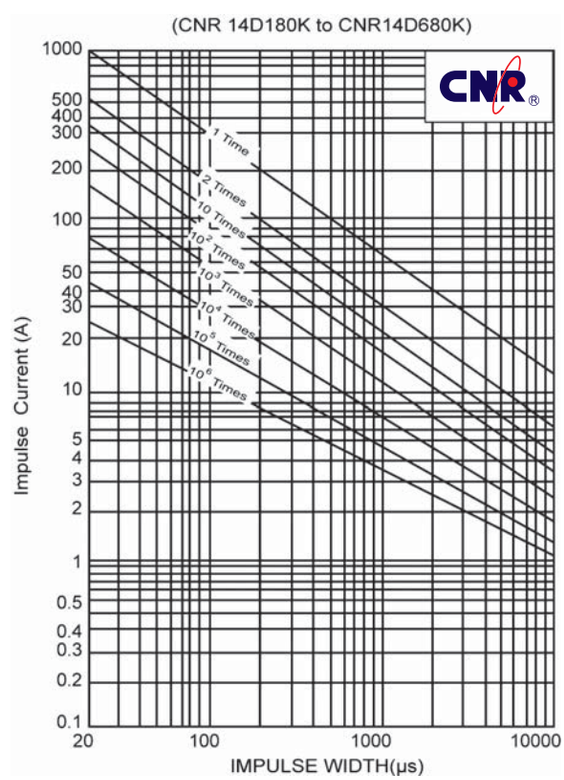

Impulse Life Time Rating Curves額定脈衝壽命次數曲線

2 times: 5 minutes interval

up to 10 times: 2 minutes interval

up to 10^6 times 10 seconds interval

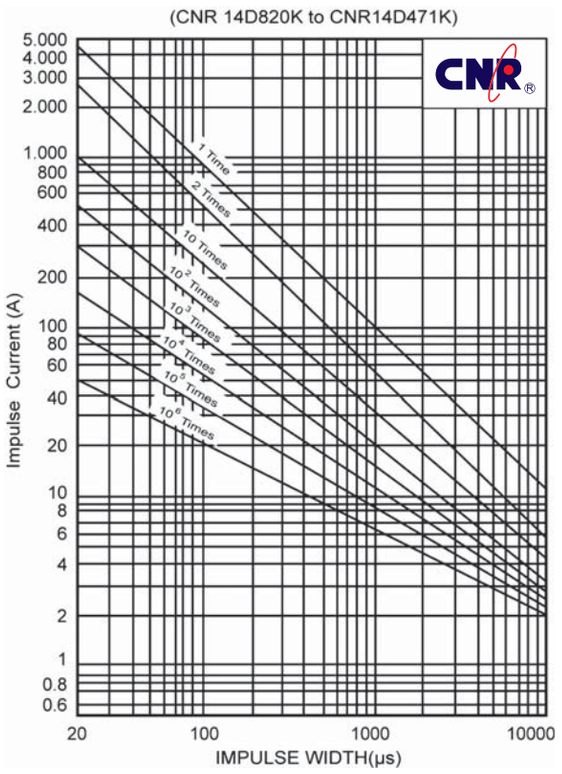

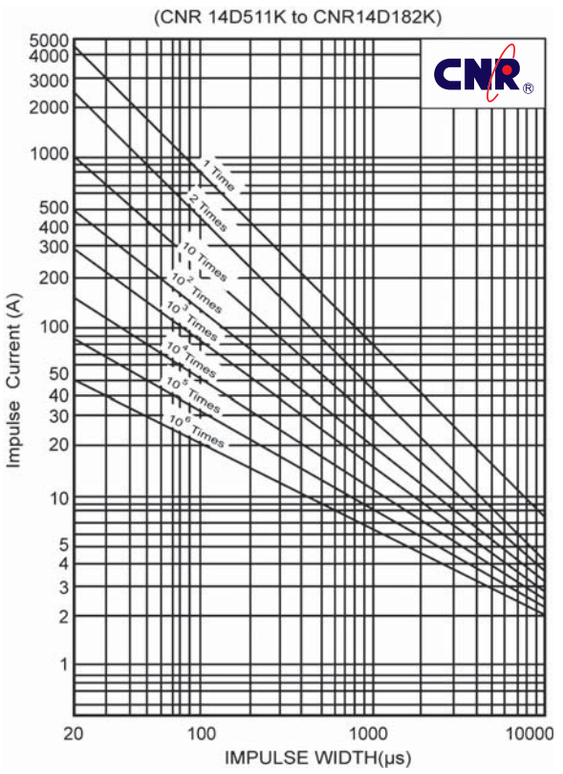

18D Series

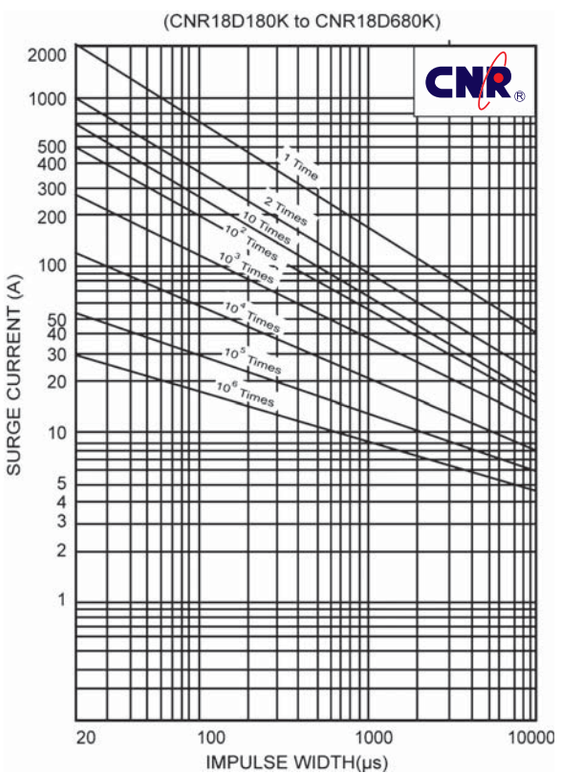

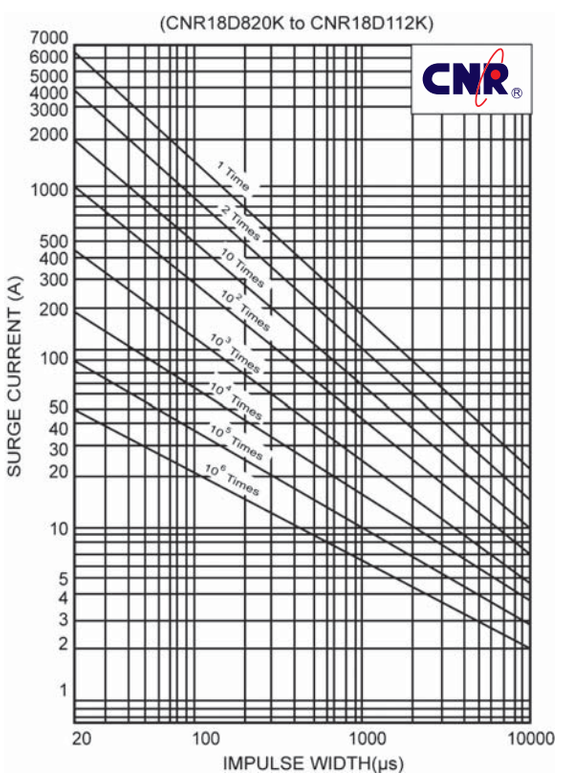

Impulse Life Time Rating Curves額定脈衝壽命次數曲線

2 times: 5 minutes interval

up to 10 times: 2 minutes interval

up to 10^6 times 10 seconds interval

20D Series

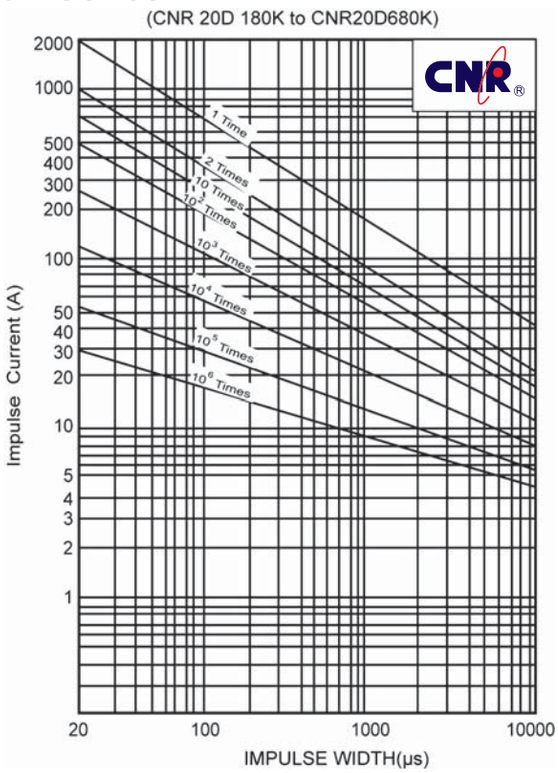

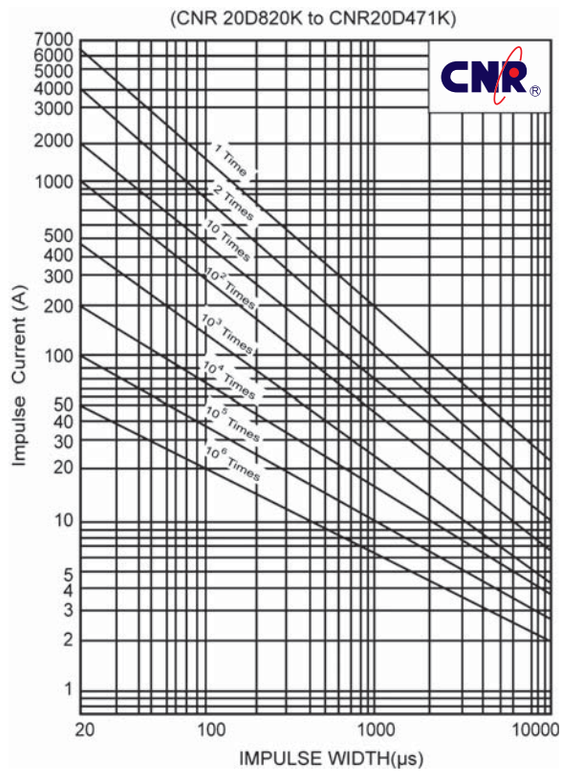

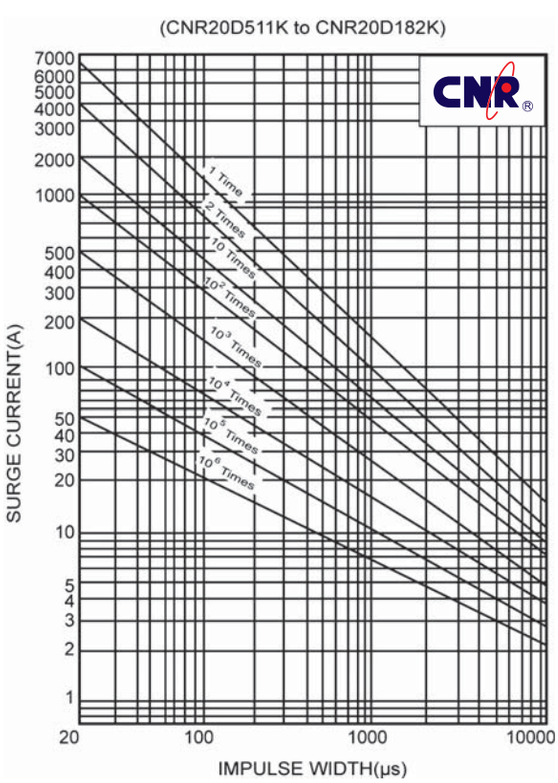

07V Series

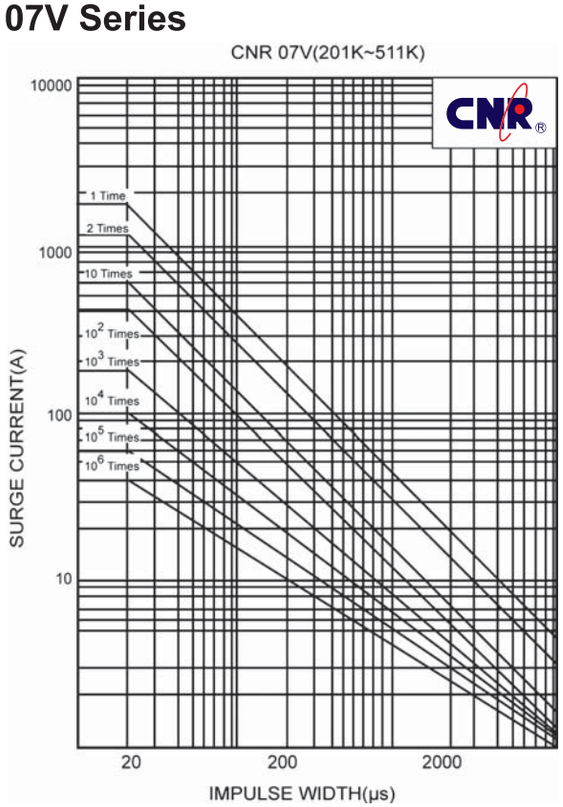

V-I Curve CNR05D180K to CNR05D680K電壓-電流特性曲線

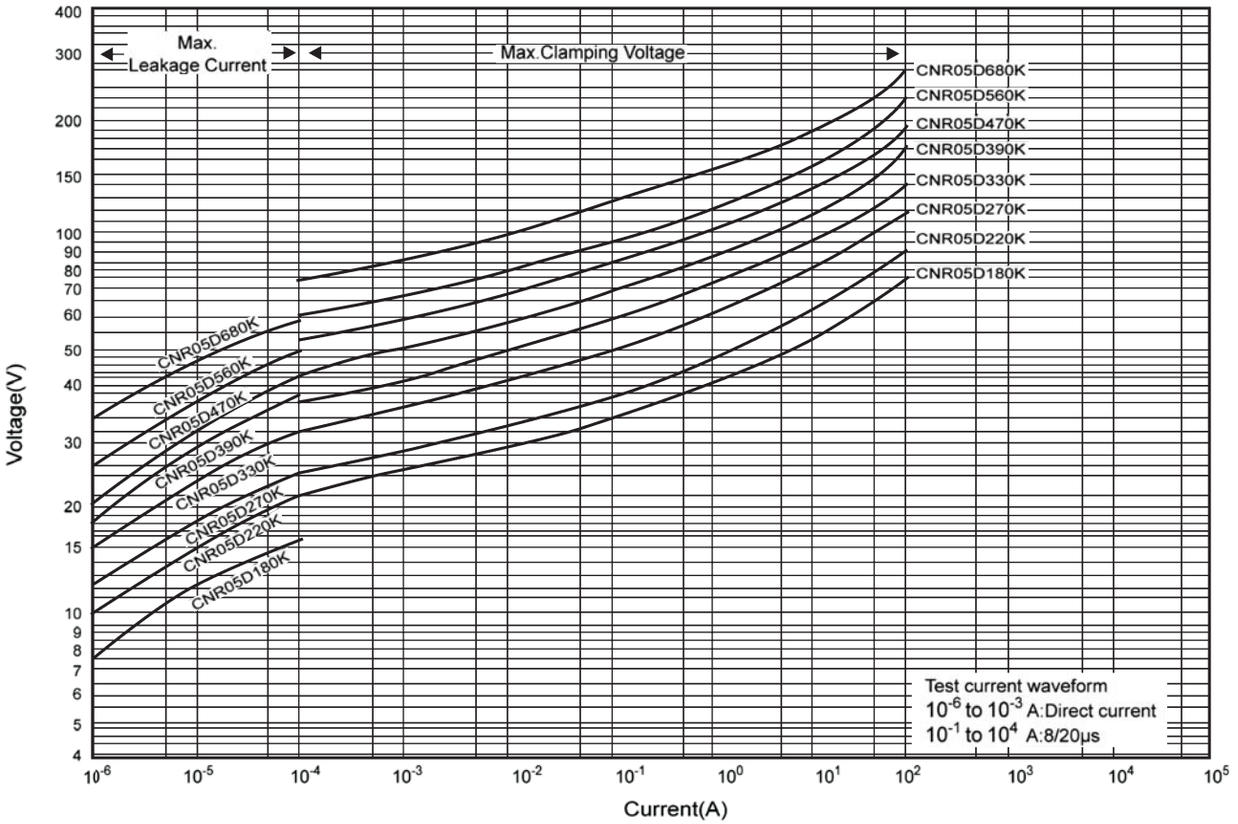

V-I Curve CNR05D820K to CNR05D751K 電壓-電流特性曲線

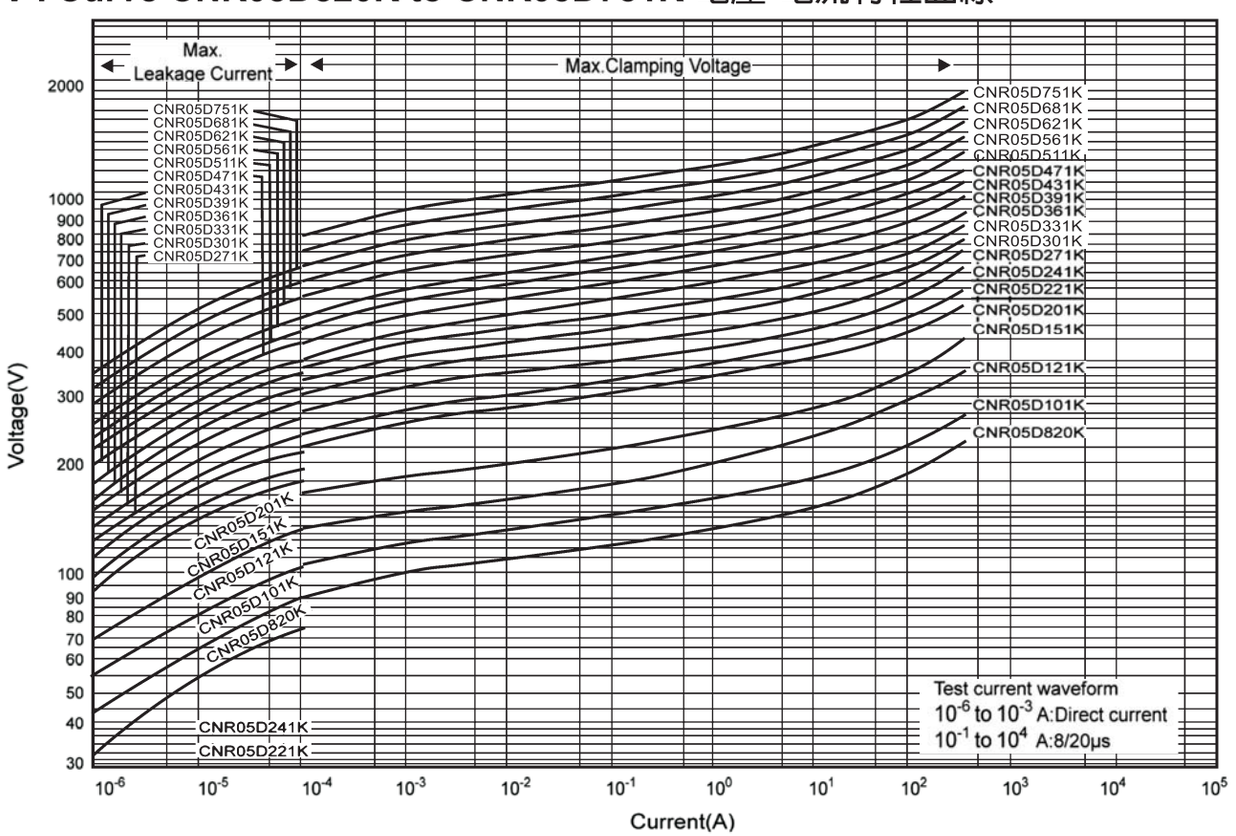

V-I Curve CNR07D180K to CNR07D680K 電壓-電流特性曲線

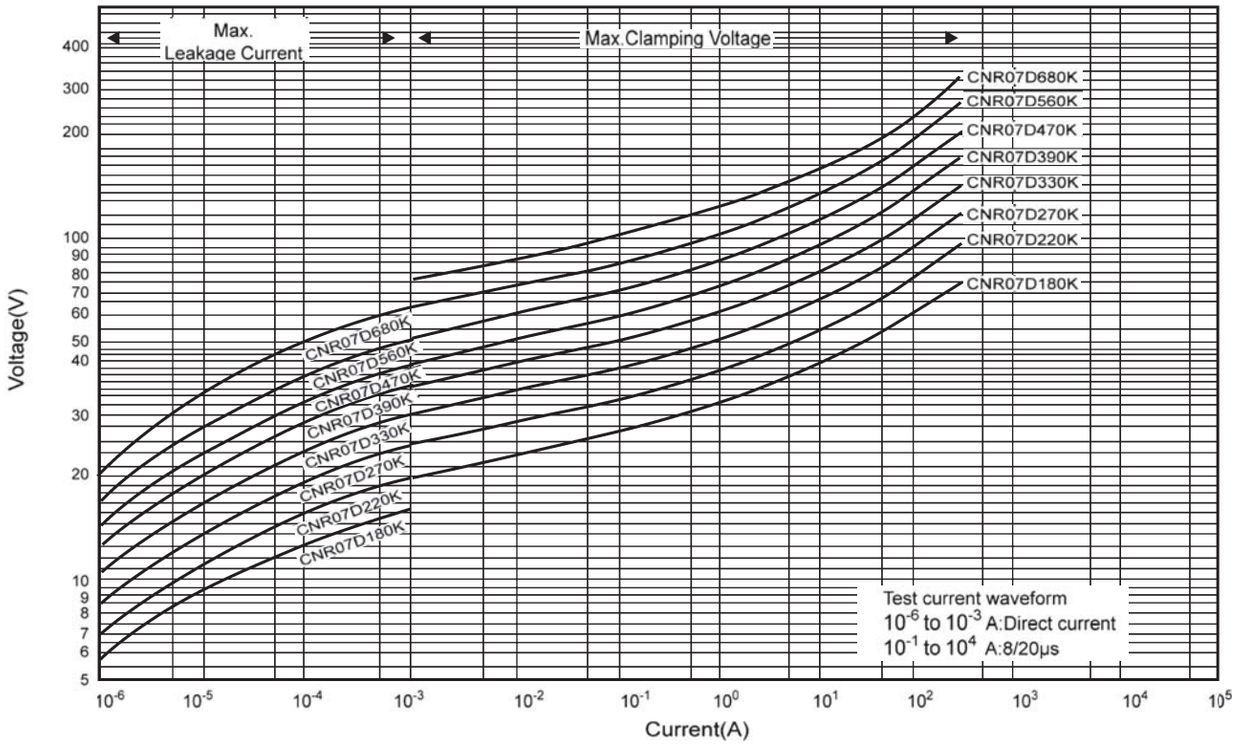

V-I Curve CNR07D820K to CNR07D821K 電壓-電流特性曲線

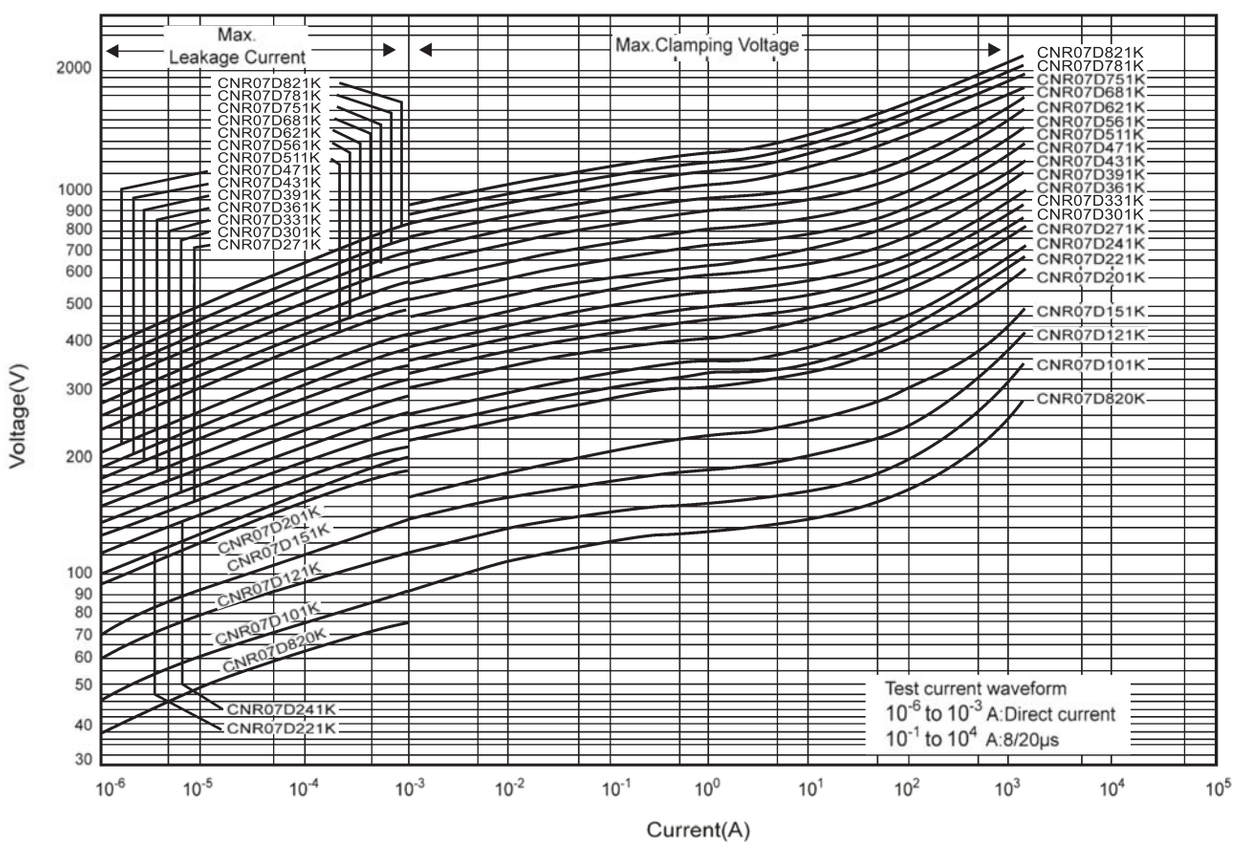

V-I Curve CNR10D180K to CNR10D680K 電壓-電流特性曲線

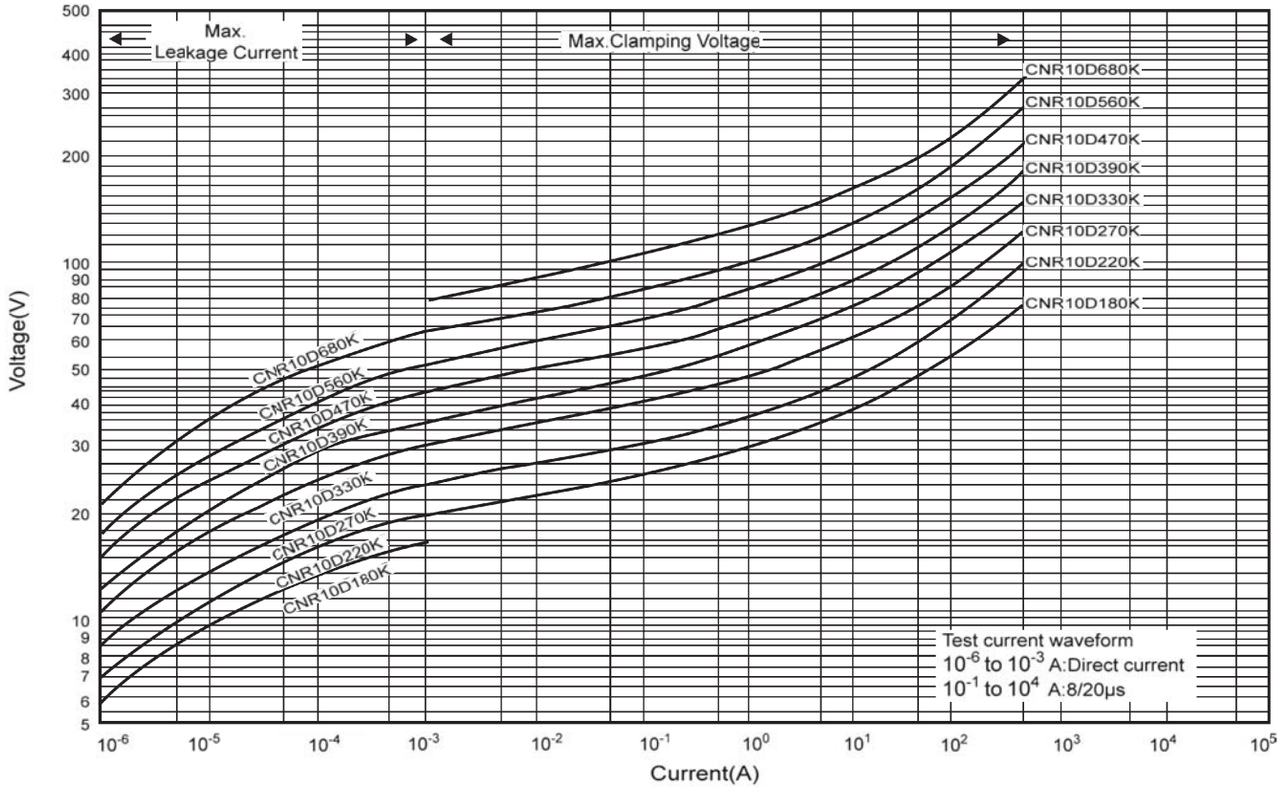

V-I Curve CNR10D820K to CNR10D471K 電壓-電流特性曲線

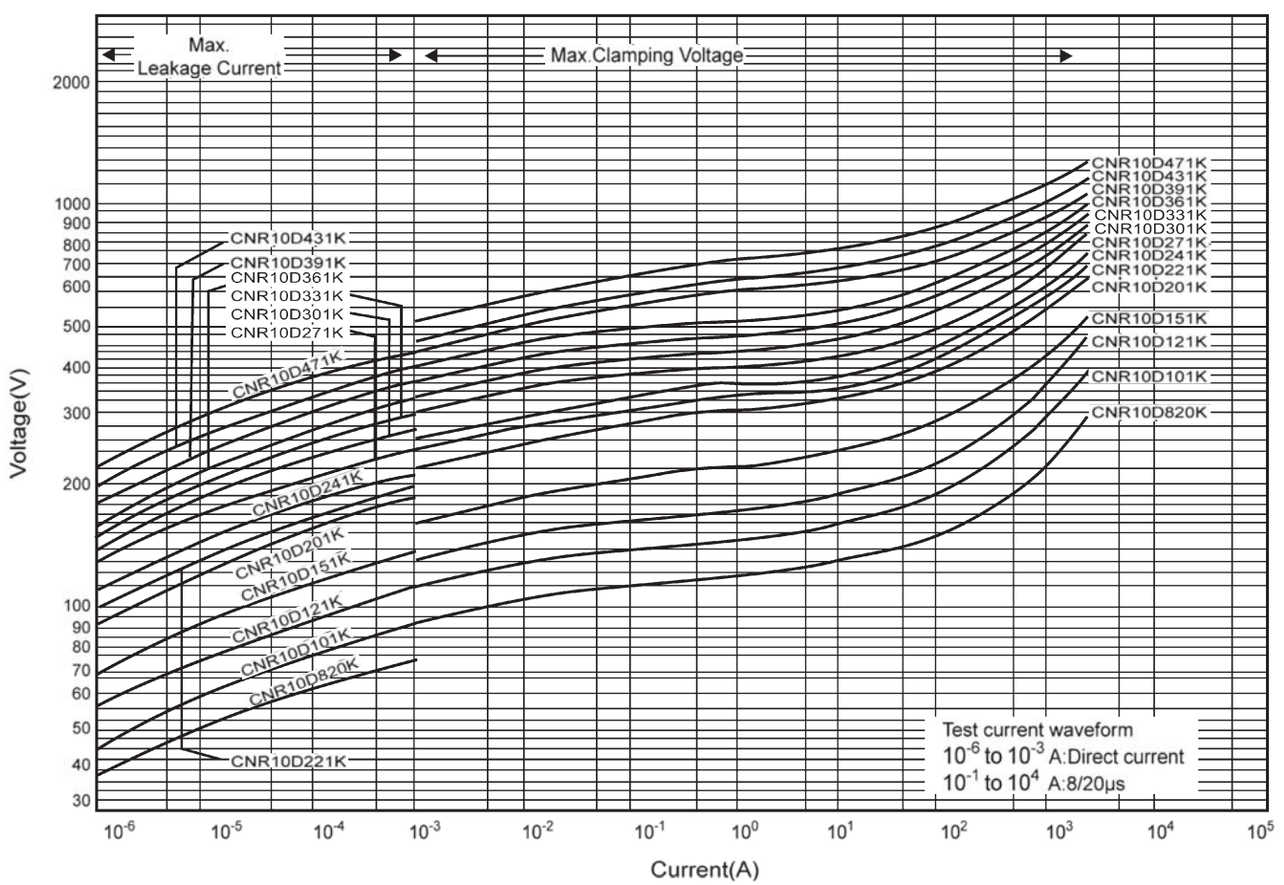

V-I Curve CNR10D511K to CNR10D112K 電壓-電流特性曲線

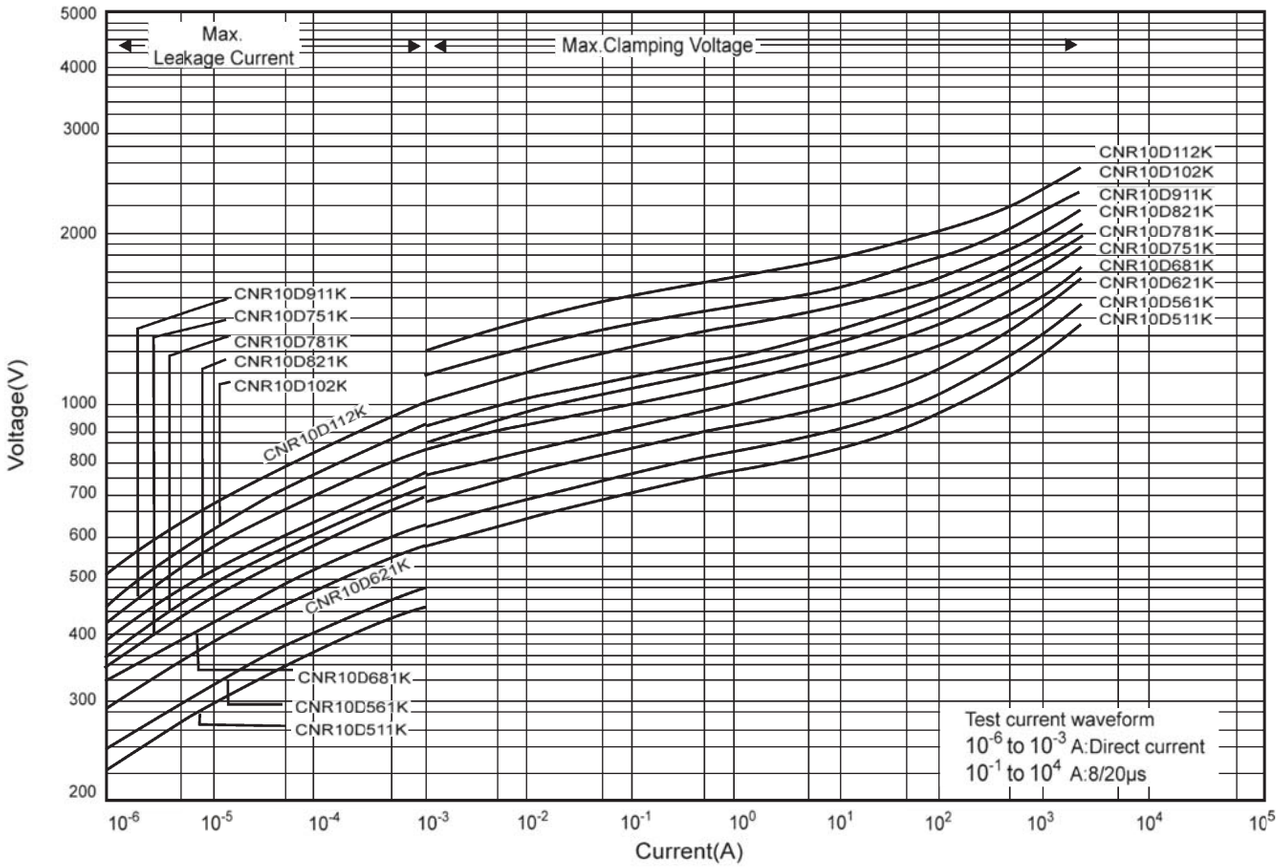

V-I Curve CNR14D180K to CNR14D680K 電壓-電流特性曲線

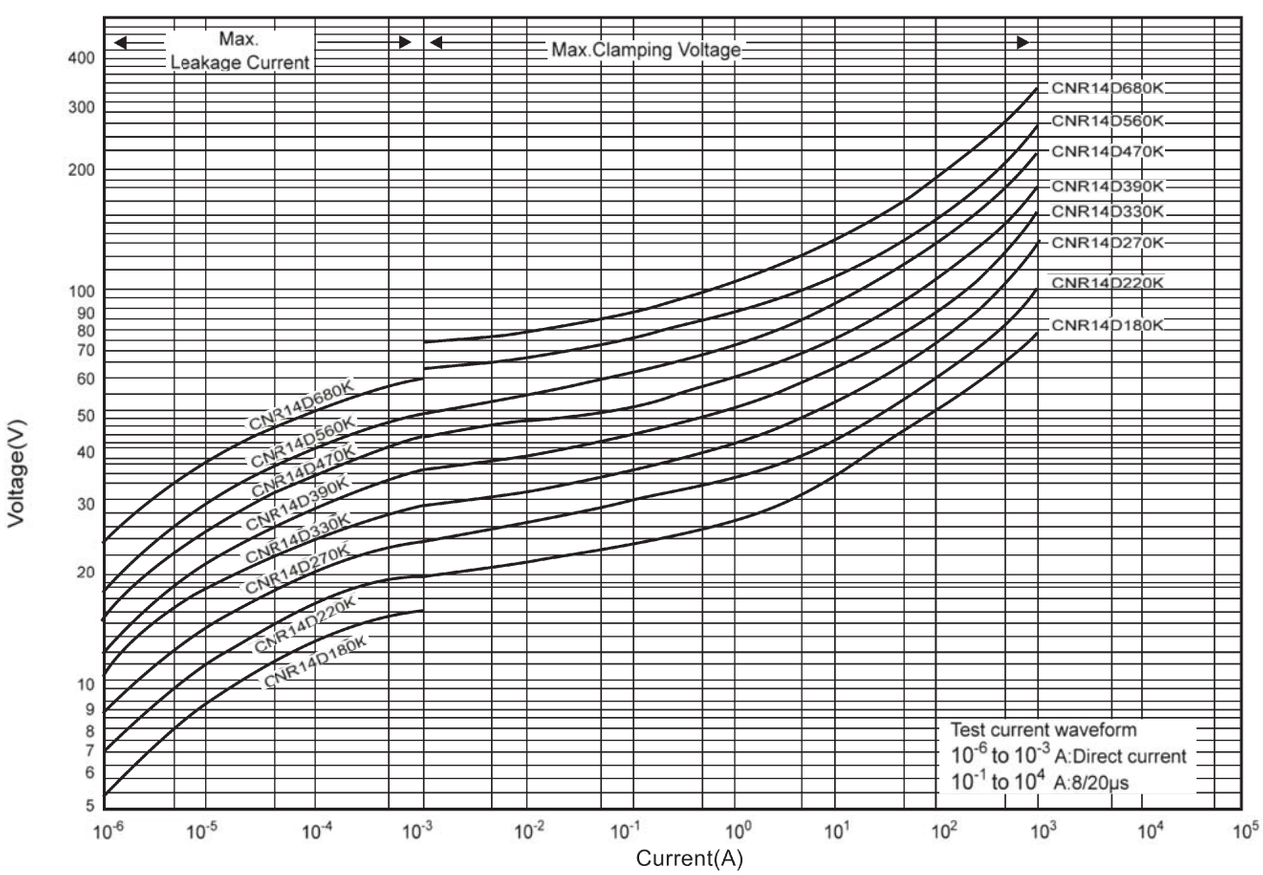

V-I Curve CNR14D820K to CNR14D471K 電壓-電流特性曲線

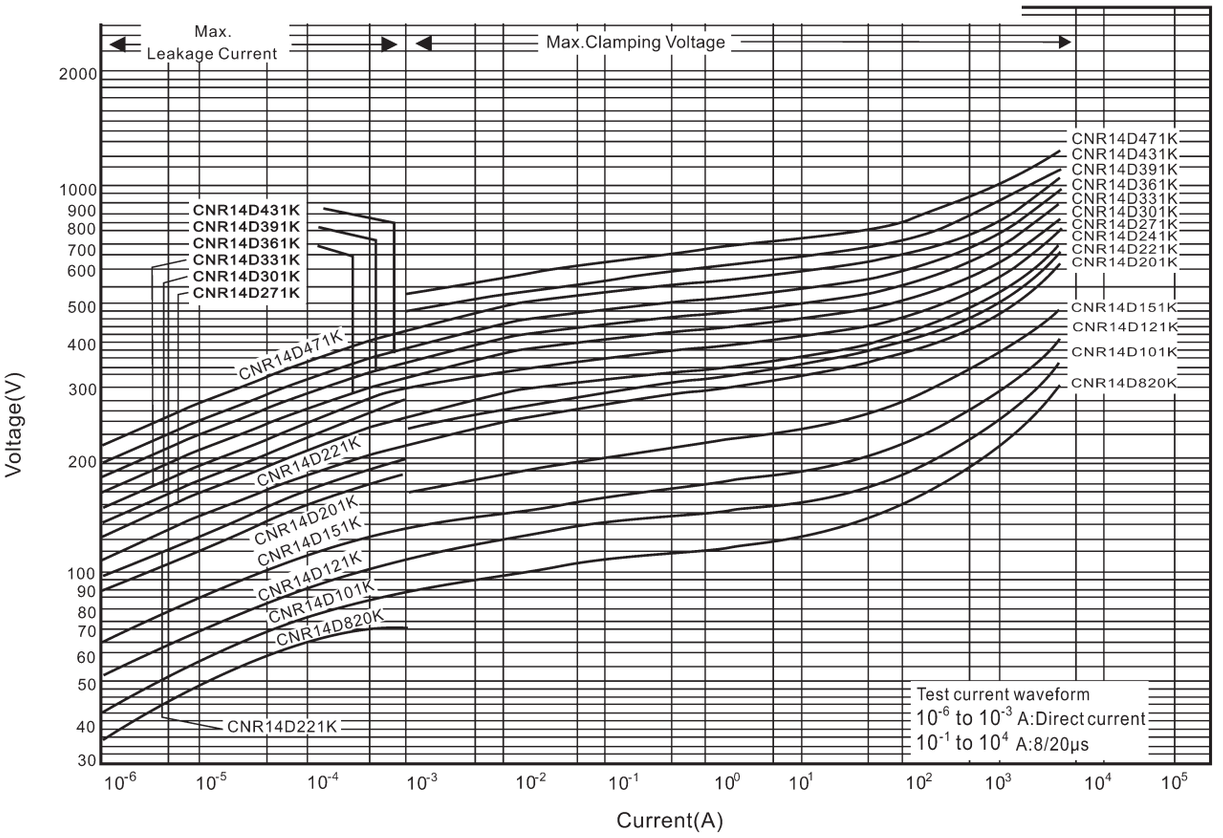

V-I Curve CNR14D511K to CNR14D182K 電壓-電流特性曲線

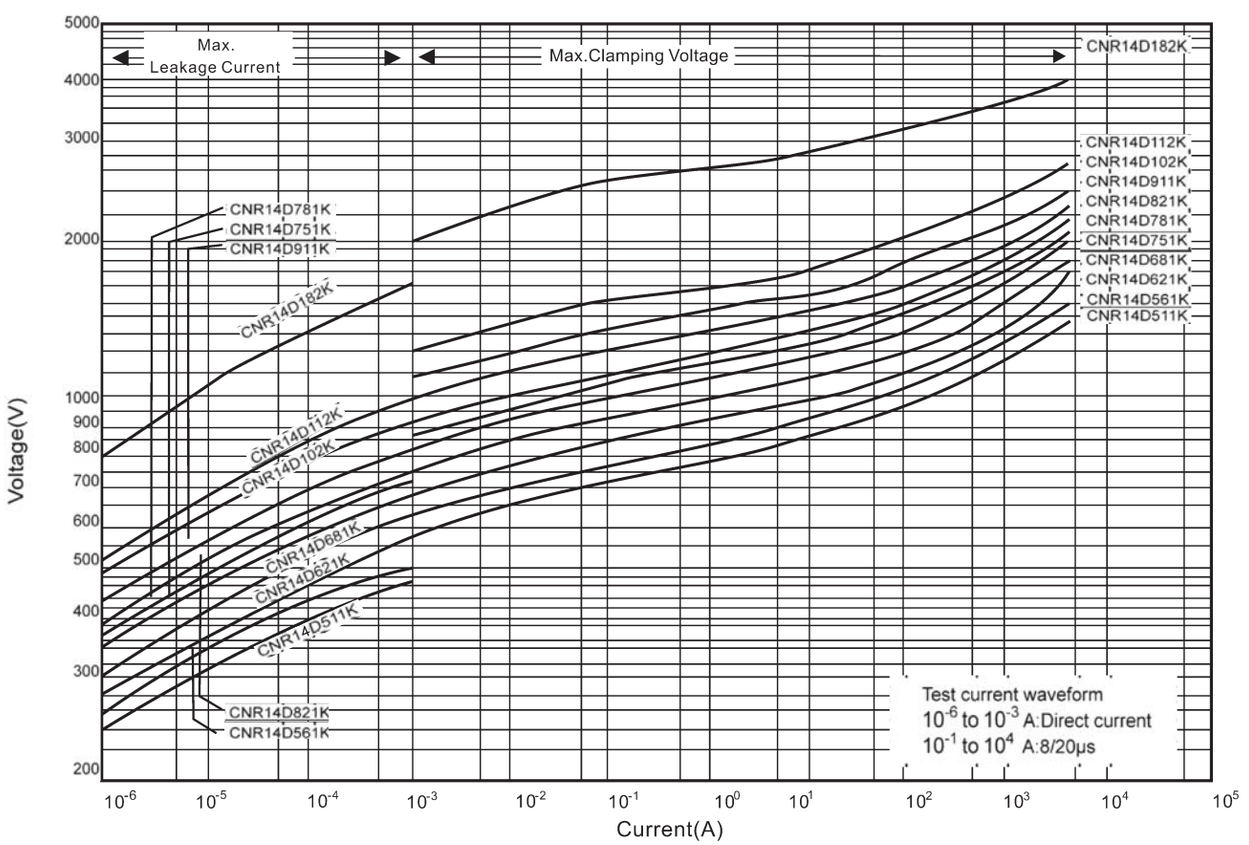

V-I Curve CNR18D180K to CNR18D680K 電壓-電流特性曲線

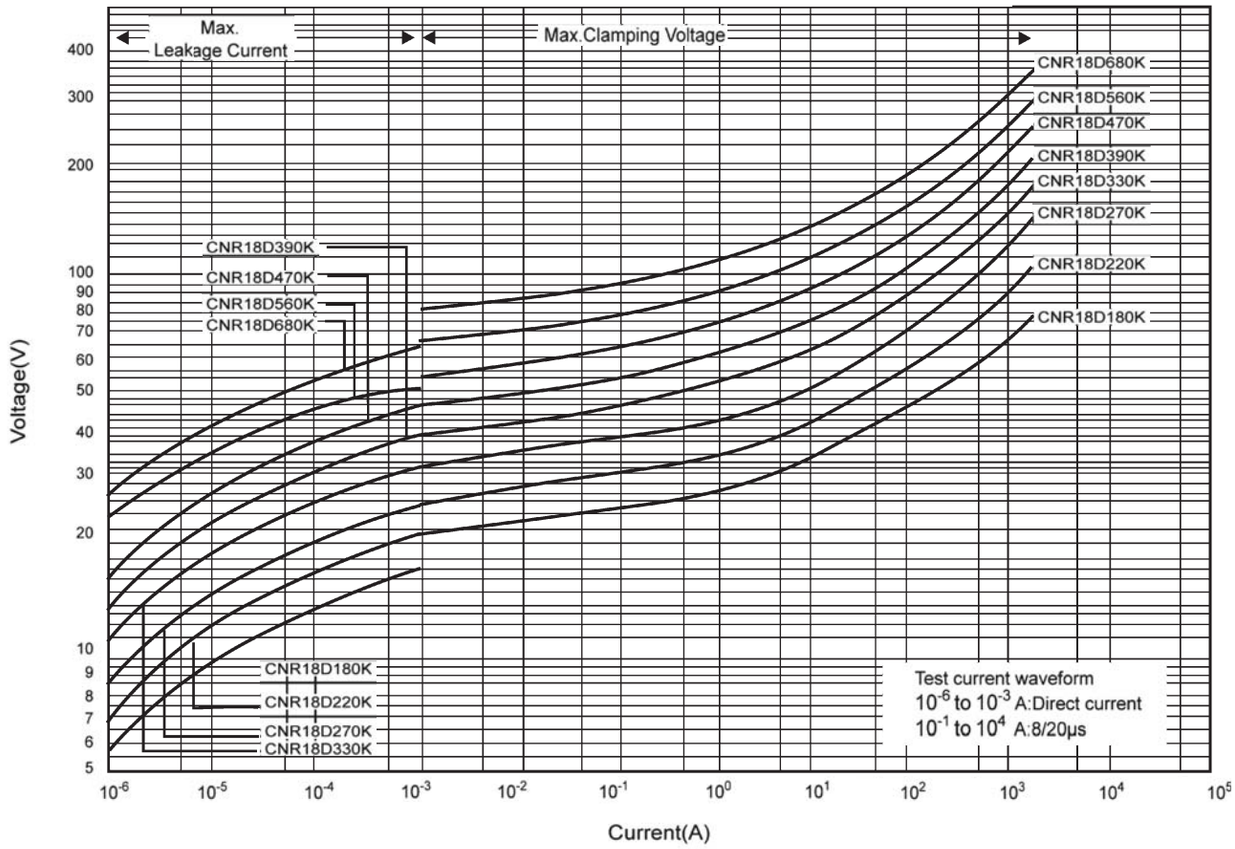

V-I Curve CNR18D820K to CNR18D471K 電壓-電流特性曲線

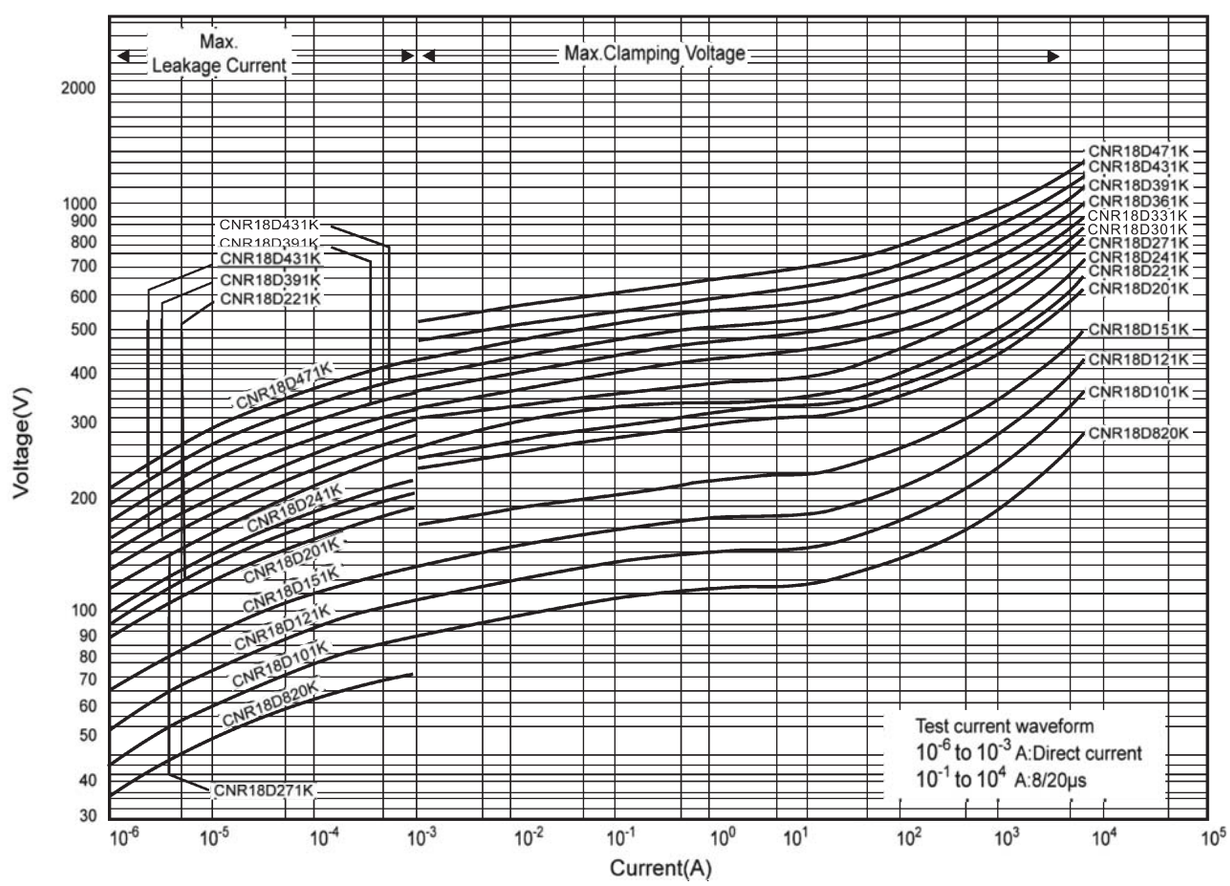

V-I Curve CNR18D511K to CNR18D112K電壓-電流特性曲線

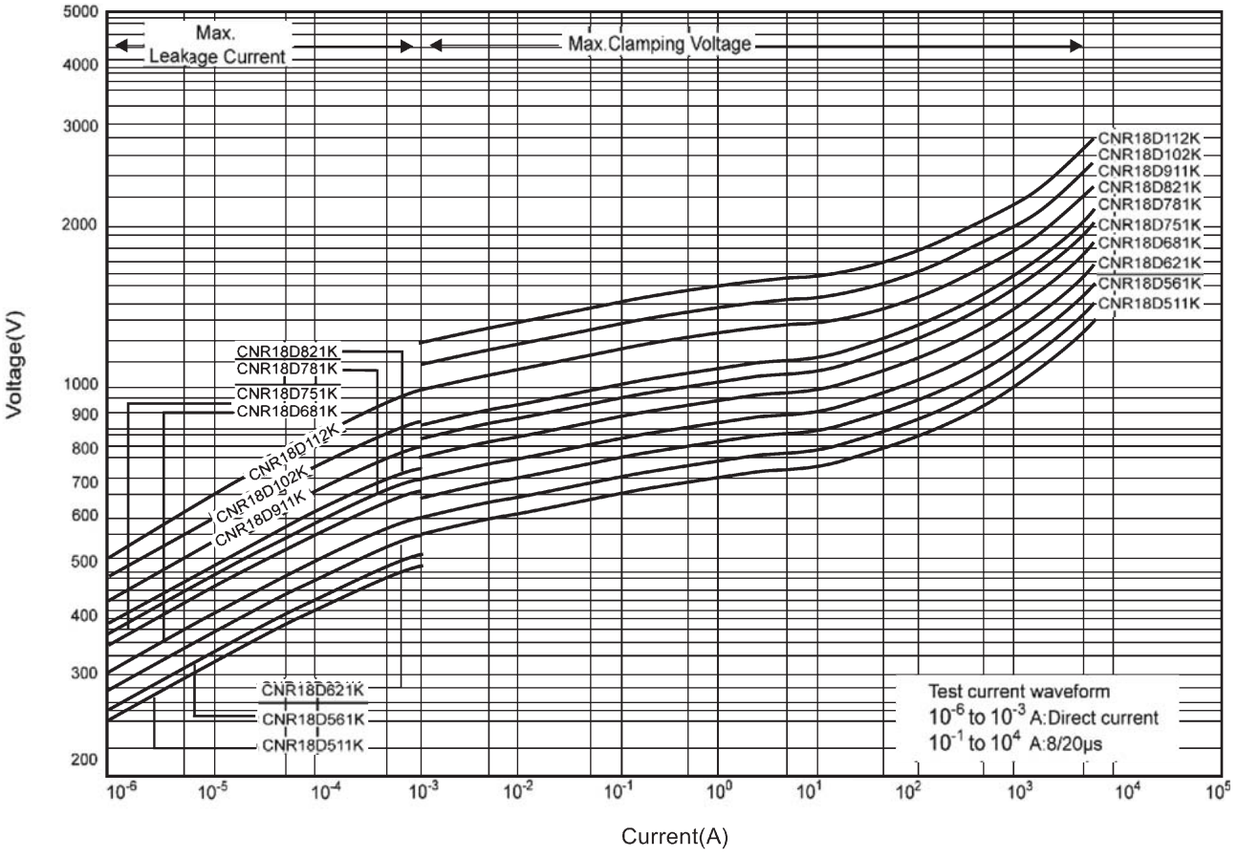

V-I Curve CNR20D180K to CNR20D680K電壓-電流特性曲線

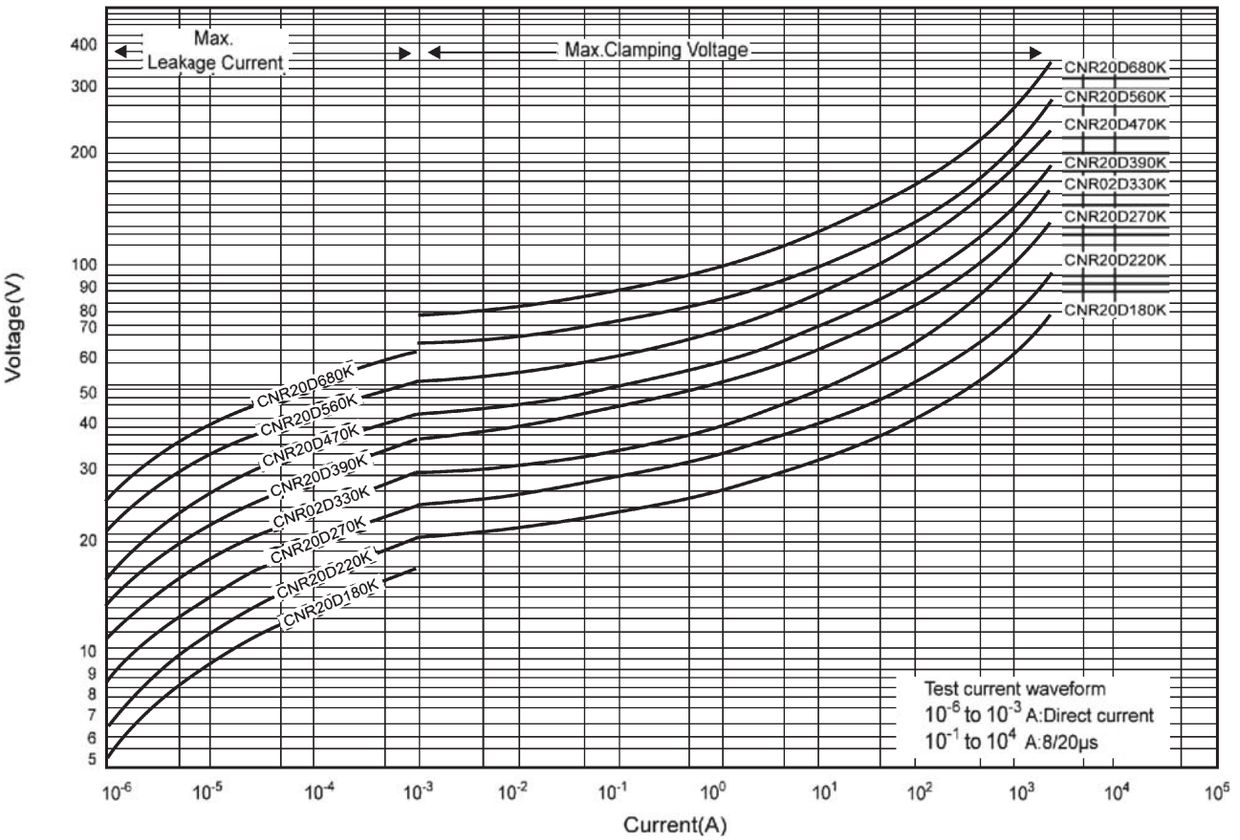

V-I Curve CNR20D820K to CNR20D471K 電壓-電流特性曲線

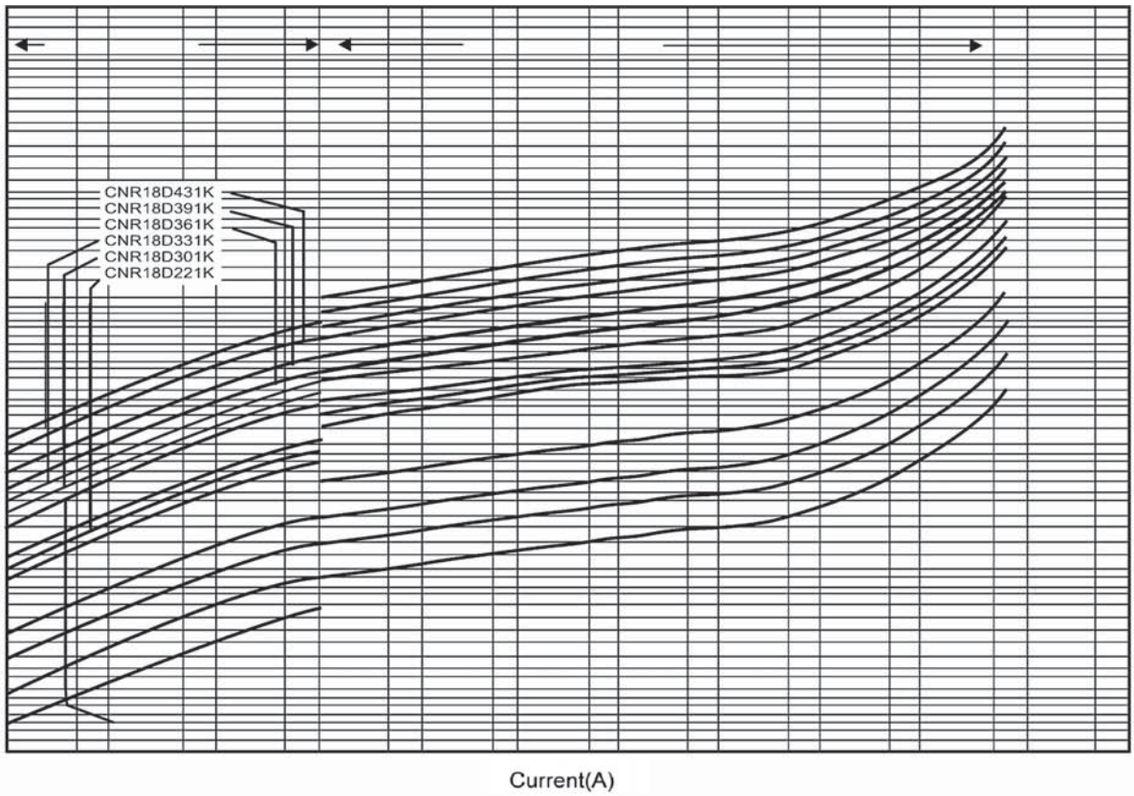
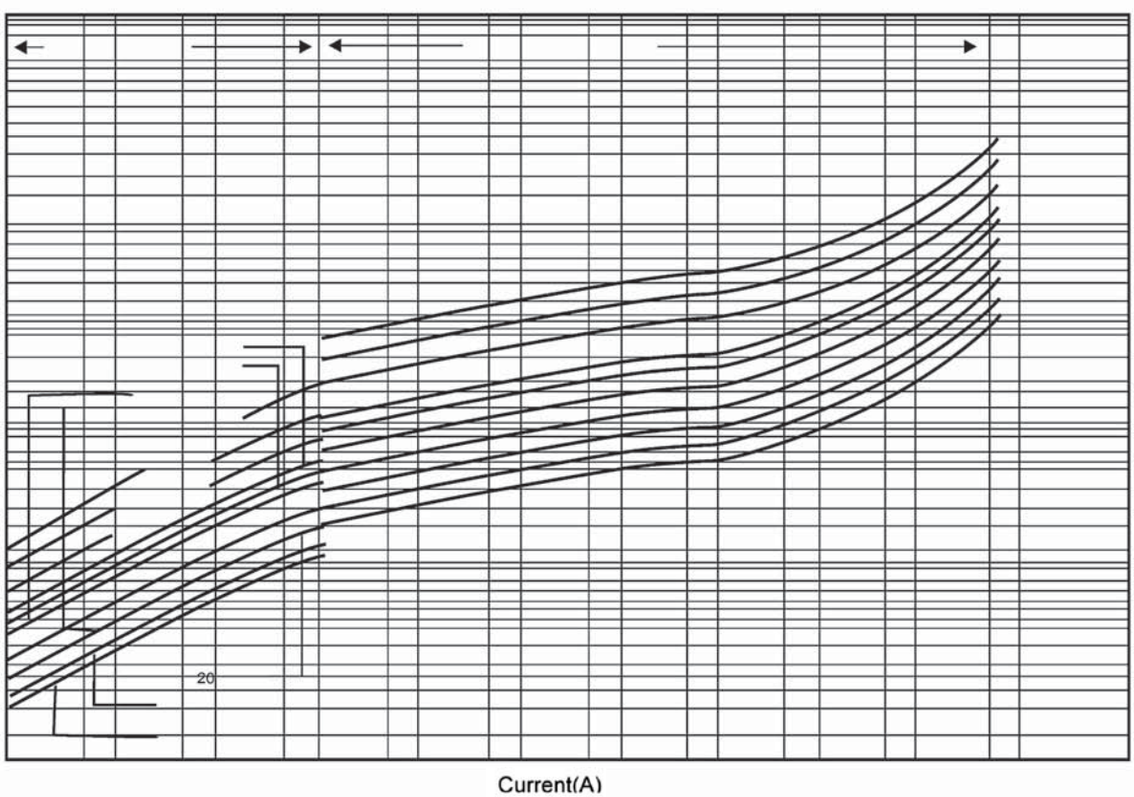
V-I Curve CNR20D511K to CNR20D112K 電壓-電流特性曲線