

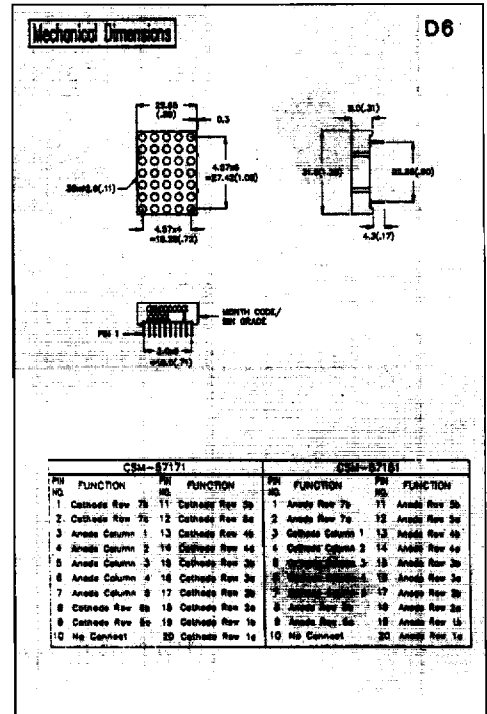
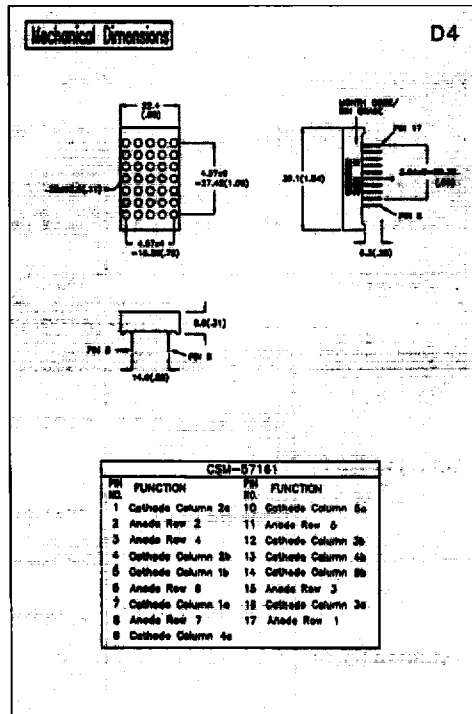
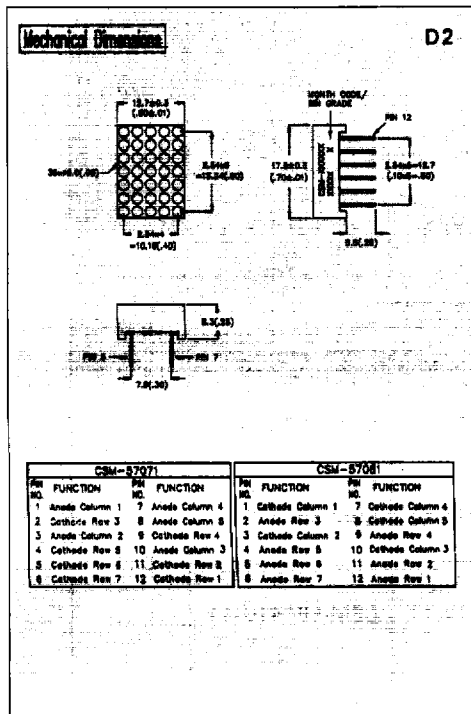
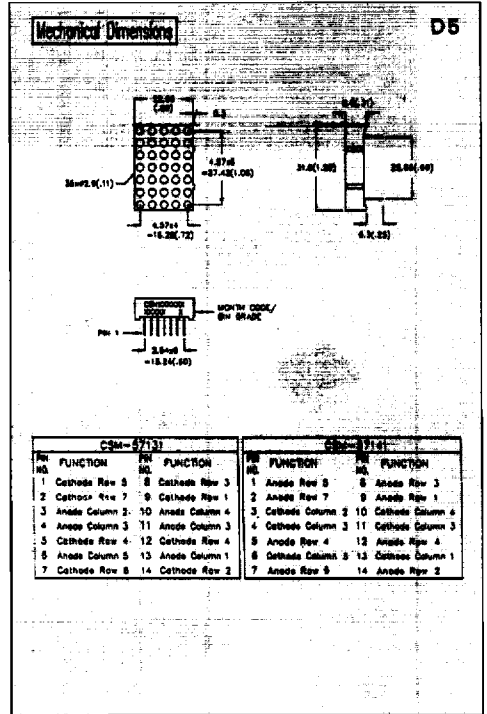
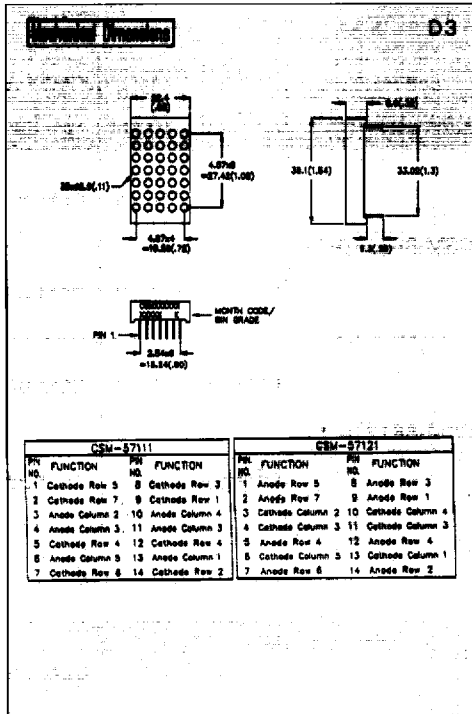
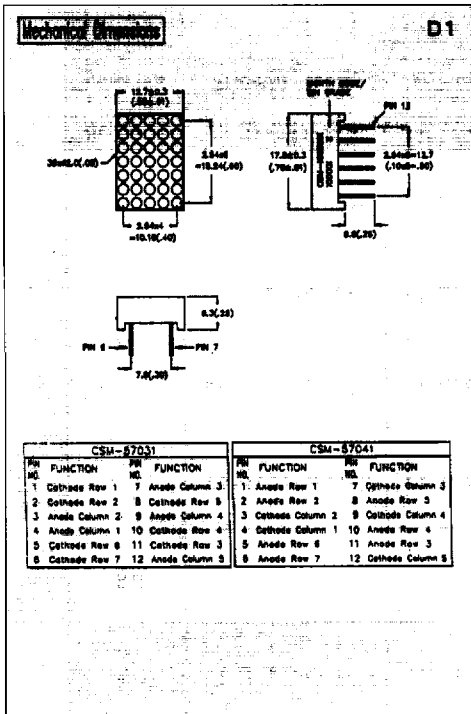


# LED Dot-matrix Display

Device Package Outline	Matrix Height mm (inch)	Dot Pitch mm	Dot Diameter mm	Polarity	Super-bright Red (D)	Orange (E)/ Amber (A)	Yellow (Y)/Super Bright Yellow (T)	Green (G)/ Bright Green (F)	Device Package Drawing		
					$\lambda_p = 660 \text{ nm}$	$\lambda_p = 635/610 \text{ nm}$	$\lambda_p = 590/585 \text{ nm}$	$\lambda_p = 570/570 \text{ nm}$			
	17.2 (0.7)	2.54	$\phi 2.0$	A	CSM-57031D-11	CSM-57031E-11 CSM-57031A-11	CSM-57031Y-11 CSM-57031T-11	CSM-57031G-11 CSM-57031F-11	D1		
				C	CSM-57041D-11	CSM-57041E-11 CSM-57041A-11	CSM-57041Y-11 CSM-57041T-11	CSM-57041G-11 CSM-57041F-11			
				A	CSM-57071D-11	CSM-57071E-11 CSM-57071A-11	CSM-57071Y-11 CSM-57071T-11	CSM-57071G-11 CSM-57071F-11	D2		
				C	CSM-57081D-11	CSM-57081E-11 CSM-57081A-11	CSM-57081Y-11 CSM-57081T-11	CSM-57081G-11 CSM-57081F-11			
	30.3 (1.2)	4.57	$\phi 2.9$	A	CSM-57111D-11	CSM-57111E-11 CSM-57111A-11	CSM-57111Y-11 CSM-57111T-11	CSM-57111G-11 CSM-57111F-11	D3		
				C	CSM-57121D-11	CSM-57121E-11 CSM-57121A-11	CSM-57121Y-11 CSM-57121T-11	CSM-57121G-11 CSM-57121F-11			
				C	CSM-57161EG-11						D4
	30.3 (1.2)	4.57	$\phi 2.9$	A	CSM-57131D-11	CSM-57131E-11 CSM-57131A-11	CSM-57131Y-11 CSM-57131T-11	CSM-57131G-11 CSM-57131F-11	D5		
				C	CSM-57141D-11	CSM-57141E-11 CSM-57141A-11	CSM-57141Y-11 CSM-57141T-11	CSM-57141G-11 CSM-57141F-11			
				A	CSM-57171EG-11						D6
				C	CSM-57181EG-11						



NOTE: 1. All dimensions are in millimeters (inches).  
 2. Tolerance is  $\pm 0.25\text{mm} (0.10")$  unless otherwise noted.