



LEDTECH ELECTRONICS CORP.

NANYA ROAD, MUGANG ZHAOQING
CITY GUANGDONG CHINA.

TEL: 86-758-2875541, 2870651, 2877464, 2876185, 2877017

FAX: 86-758-2878014

Http://www.ledtech.com.tw

SPECIFICATION

PART NO. : LT8A32-43-UB91-T4

0805 SMD CHIP LED



Approved by

Checked by

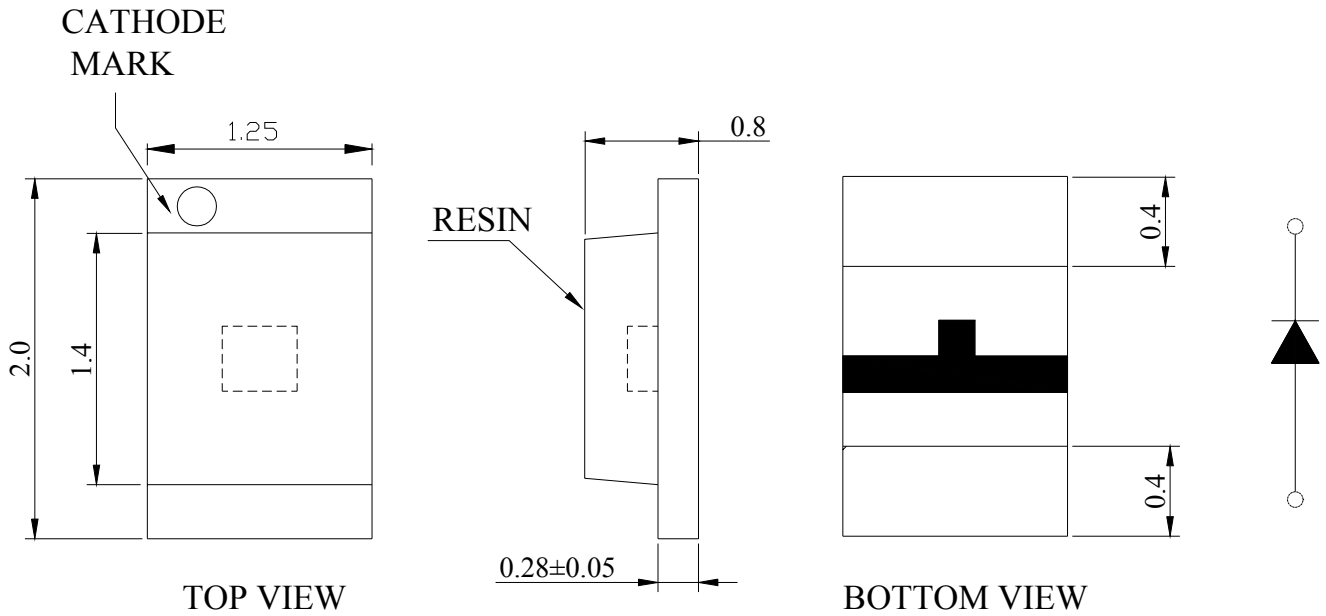
Prepared by

Sam

Jimmy

Karen

Package Dimensions



Notes:

1. ALL DIMENSIONS ARE IN mm.
2. TOLERANCE IS ± 0.1 mm UNLESS OTHERWISE NOTED.

Description

Part No.	LED Chip		Lens Color
	Material	Emitting Color	
LT8A32-43-UB91-T4	AlGaInP/GaAs	Yellow	White diffused

Absolute Maximum Ratings at Ta=25 °C

Parameter	Symbol	Rating	Unit
Power Dissipation	P _D	72	mW
Reverse Voltage	V _R	5	V
D.C. Forward Current	I _f	30	mA
Peak Current(1/10Duty Cycle,0.1ms Pulse Width.)	I _f (Peak)	80	mA
Operating Temperature Range	T _{opr.}	-30 to +80	°C
Storage Temperature Range	T _{stg.}	-40 to +85	°C
Soldering Temperature.	T _{sol.}	260 for 5s MAX.	°C

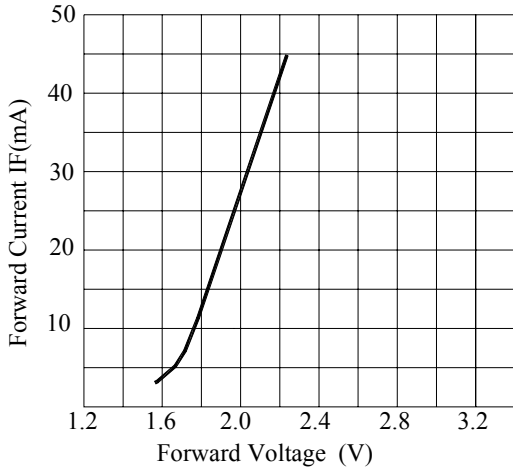
Electrical and Optical Characteristics:

Parameter	Symbol	Condition	Min.	Typ.	Max.	Unit
Luminous Intensity	I _v	I _f =20mA	35.6	70		mcd
Forward Voltage	V _f	I _f =20mA		1.9	2.4	V
Peak Wavelength	λ _P	I _f =20mA		589		nm
Dominant Wavelength	λ _D	I _f =20mA		591		nm
Reverse Current	I _r	V _r =5V			100	μA
Viewing Angle	2θ 1/2	I _f =20mA		140		deg
Spectrum Line Halfwidth	Δλ	I _f =20mA		15		nm

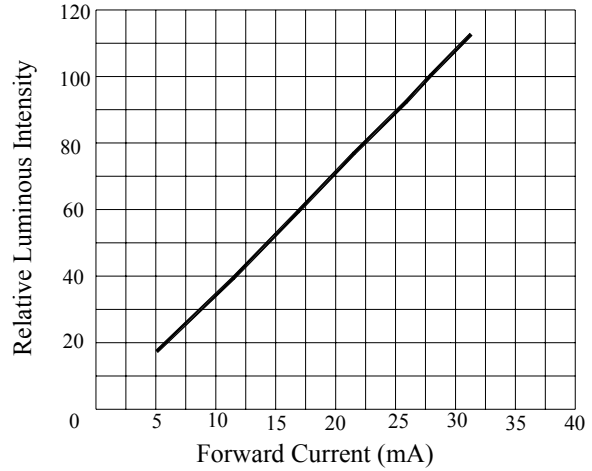
NOTE: THE DATAS TEST BY IS TESTER

Typical Electrical/Optical Characteristic Curves

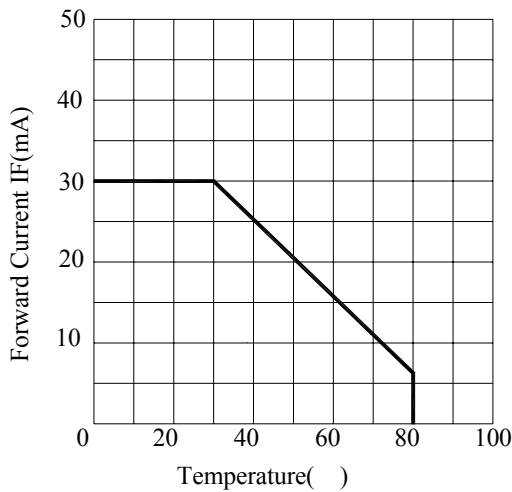
(25°C Ambient Temperature Unless Otherwise Noted)



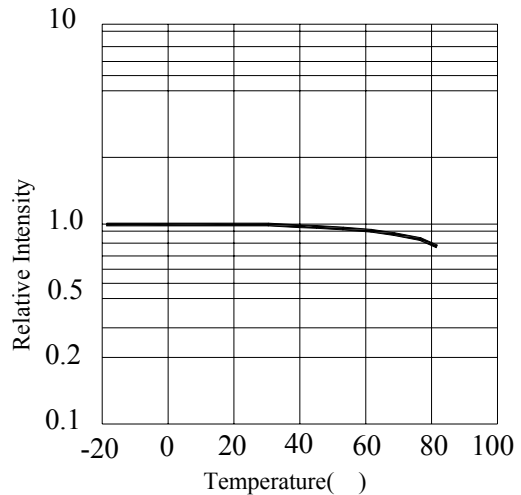
FORWARD CURRENT VS. APPLIED VOLTAGE



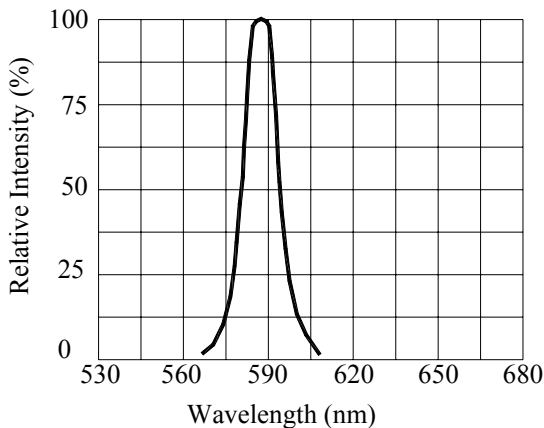
RELATIVE INTENSITY VS. FORWARD CURRENT



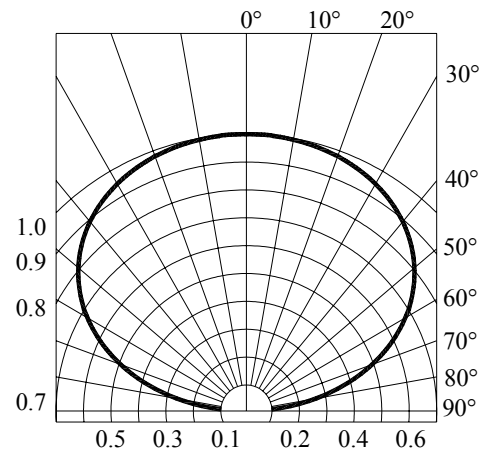
FORWARD CURRENT VS. AMBIENT TEMPERATURE



RELATIVE INTENSITY VS. AMBIENT TEMPERATURE



RELATIVE INTENSITY VS. WAVELENGTH



Radiation Diagram

Precautions in Use:

Storage

Recommend storage environment

Temperature : 5 ~30 (41°F~86°F)

Humidity : 60% RH Max.

Use within 7 days after opening of sealed vapor/ESD barrier bags.

Fold the opened bag firmly and keep in dry environment.

Soldering

Reflow Soldering

Recommend use of upper and lower heater type reflow furnace.

260°C Max for up to 5 seconds, one time only.

Pre-heat is 150°C Max for up to 2 minutes Max.

In case of screen-printing, keep metal mask thickness between 0.2mm and 0.3mm.

Manual Iron Soldering (NOT RECOMMENDED)

Use SN60 solder of solder with silver content.

Use 25W soldering iron at 300°C (570°F) Max for 5 seconds or less.

Must not touch top resin portion of SMD LED by heated soldering iron.

Cleaning

Surface condition of this device may change when organic solvents such as trichloroethylene or acetone were applied.

Avoid using organic solvent.

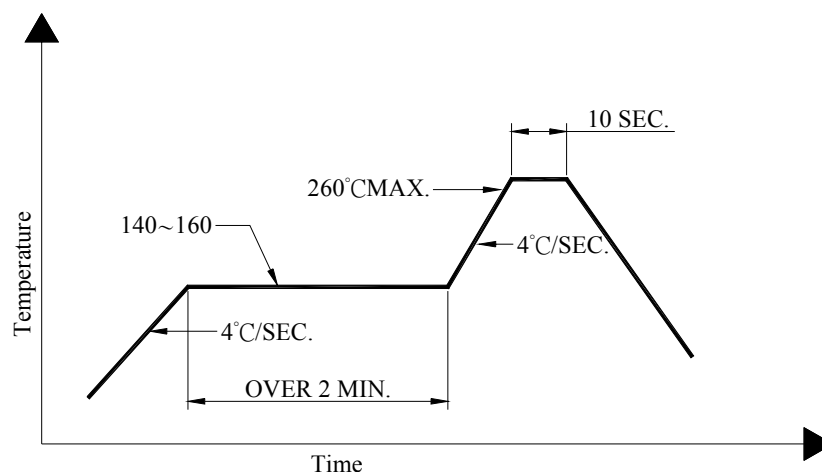
Recommend ultrasonic method 300W Max.

Packaging

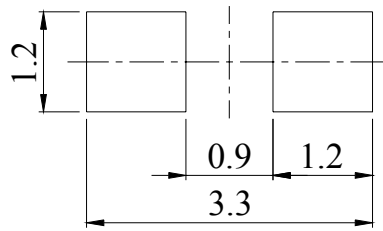
EIA-481A standard package.

In 8mm tape on 4000 pcs diameter reels sealed in vapor/ESD barrier bags.

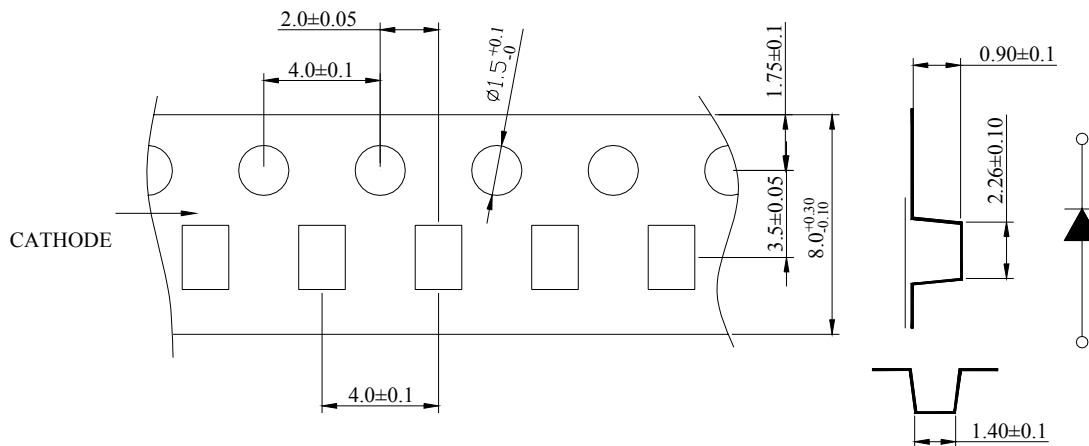
Reflow Temp/Time:



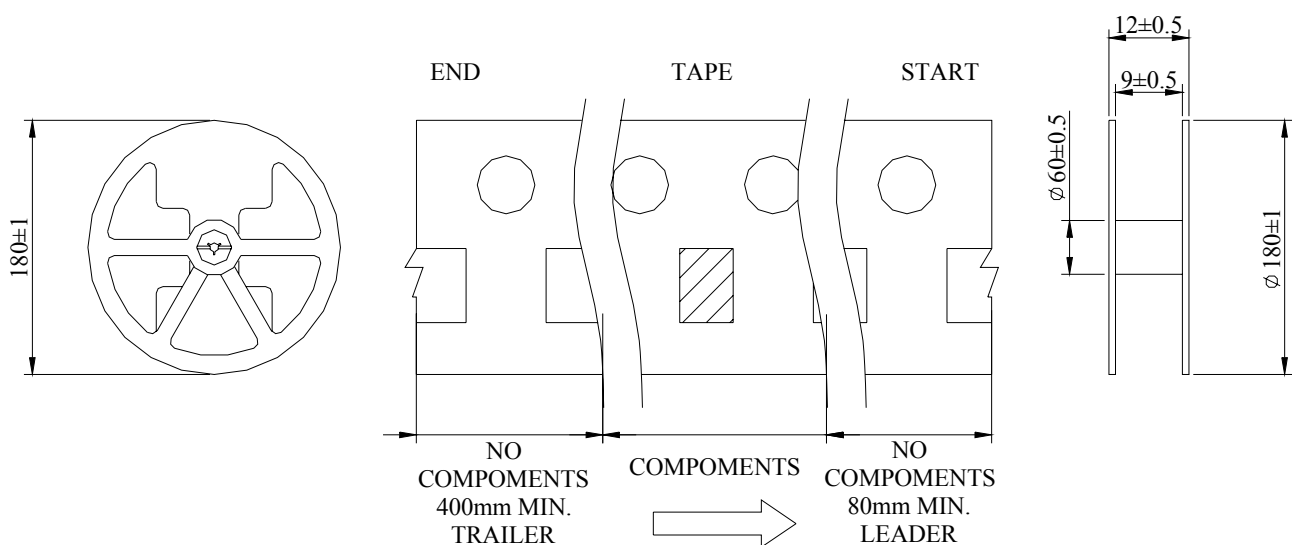
Reflow Soldering Pad Dimensions



Dimensions for Tape



Dimensions for Reel

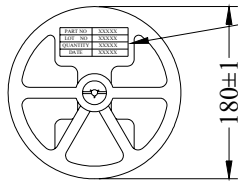


Notes:

1. All Dimensions are in mm, tolerance is ± 2.0 mm unless otherwise noted.
2. Specifications are subject to change without notice.

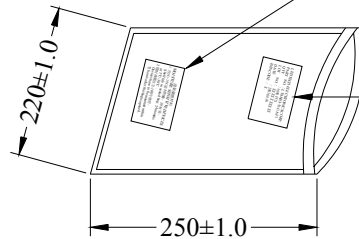
Dimensions for Tape

Reel : 4,000PCS



PART NO	XXXXX
LOT NO	XXXXX
QUANTITY	XXXXX
DATE	XXXXX
BIN CODE	XXXXX

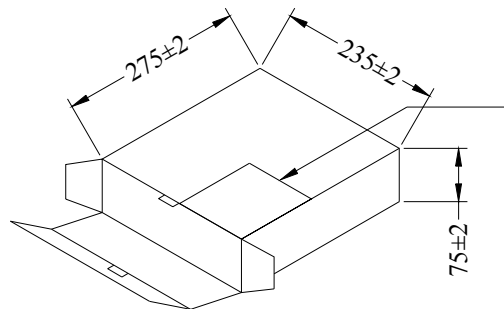
Bag : 4,000PCS



溼氣敏感材料
MOISTURE SENSITIVE DEVICES
1. 在5°C-30°C密封貯藏，2年有效。
Shelf life in sealed bag : 24 months
at 5°C~30°C .
2. 開封後需在72小時內使用。
Devices have to be mounted within
72 hours after this bag is opened .

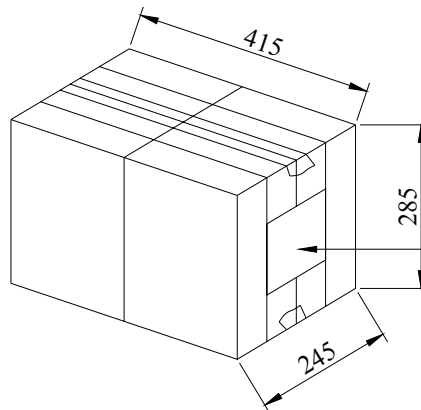
PART NO	XXXXX
LOT NO	XXXXX
QUANTITY	XXXXX
DATE	XXXXX
BIN CODE	XXXXX

5 Bags : 20,000PCS



PART NO	XXXXX
LOT NO	XXXXX
BIN CODE	XXXXX
QUANTITY	XXXXX
DATE	XXXXX

5 Boxes : 100,000PCS



C/T NO	XXXXX
PART NO	XXXXX
QUANTITY	XXXXX
N. W.	XXXXX
G. W.	XXXXX
REMARK	XXXXX

Notes:

- 1.7 inch reel-4000 pieces per reel.
- 2.Minimum packing quantity is 500 pieces for remainders.
- 3.The maximum number of consecutive missing lamps is two.