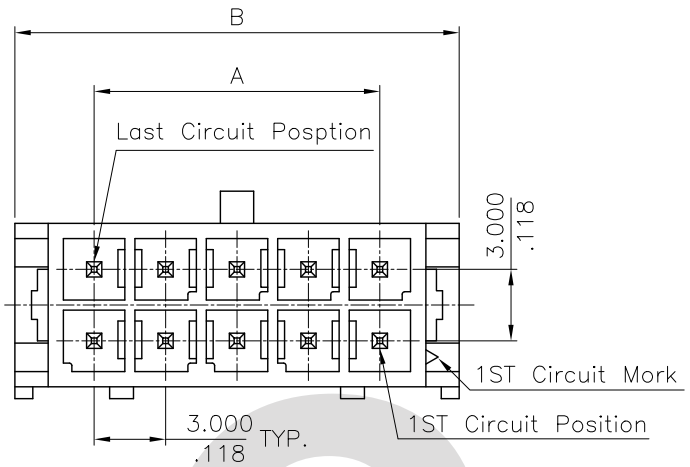

Circuits	Dimension	
	A	B
2	—	6.7(.264)
4	3.00(.118)	9.7(.382)
6	6.00(.236)	12.7(.500)
8	9.00(.354)	15.7(.618)
10	12.00(.472)	18.7(.657)
12	15.00(.591)	21.7(.854)
14	18.00(.709)	24.7(.972)
16	21.00(.827)	27.7(1.091)
18	24.00(.945)	30.7(1.209)
20	27.00(1.063)	33.7(1.327)
22	30.00(1.181)	36.7(1.445)
24	33.00(1.299)	39.7(1.563)

Material:

* Insulation: Nylon 6T 94V-0, Color Black
* Contact: Brass

Ordering Code:

CP35 ** P * V 0 0

① ② ③ ④ ⑤ ⑥ ⑦

① Series No.
② No. of Circuite: 02~24
③ Concact type: P = Plug
④ Contact plated:
1= Tin over Nickel
2= Gold flash plated over 50μ" Nickel
3= 15μ" Gold plated over 50μ" Nickel
4= 30μ" Gold plated over 50μ" Nickel
⑤ V= Straight
⑥ Mount type : 0= Dip Type
⑦ Other options: 0= With pegs(Standard)

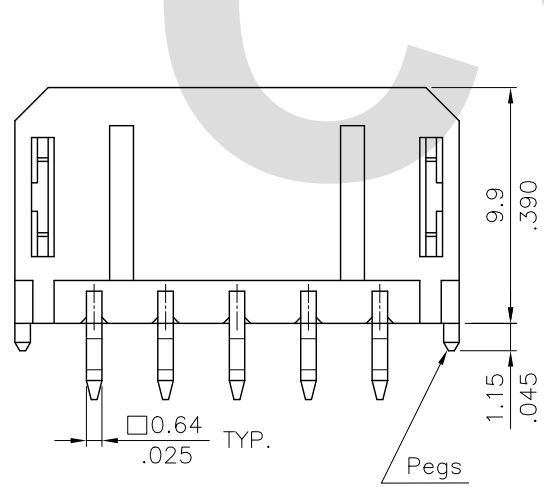

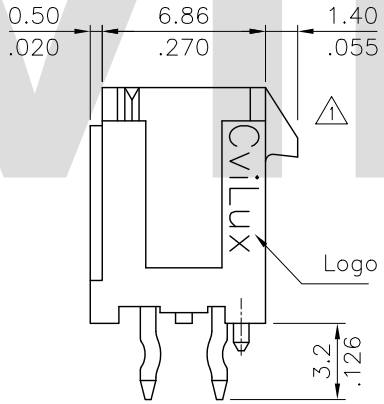

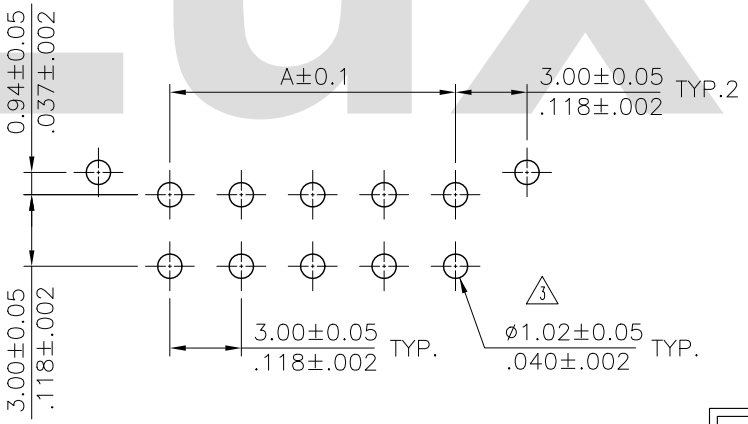

Recommended P.C. Board layout

RoHS Compliant

SYM	NAME	DATE	REVISIONS
4			
3	Sandy	10/21-10'	ECN10352
2	Sun	12/12-05'	ECN05428
1	Casey	08/12-05'	ECR05064/ECN05274

CVILUX CORP 2010.11.09 ISSUED

		DATE
DRAWN BY:	Sandy	10/21-10'
ENGINEER:	Clark	10/22-10'
CHECKED BY:	David	10/22-10'
APPROVED BY:	David	10/22-10'

UNIT: mm / inch

TOLERANCE UNLESS OTHERWISE SPECIFIED

.X ± 0.30/.012	X.° ± 1°
.XX ± 0.20/.008	.X° ±
.XXX ± 0.10/.004	.XX° ±

TITLE: 3.00mm PITCH STIAIGHT HEADER POWER CONNECTOR

MATERIAL:

FINISH:

瀚荃股份有限公司
CviLux Corporation

DRAWING NO.	CP3505SF	PART NO.	CP35**P*V00
SCALE	3 / 1	SHEET 1 OF 1	

CviLux